

LADY COSTANZA

design Paolo Rizzatto, 2008

**LUCE
PLAN**

Type: Floor/Suspension

Light source: D13E d. - D13 Ea d. max 205W HSGST E27
D13E i. - D13 Ea i. 105/140W HSGSA E27 energy saver
LED 9W E27 dimmable
20/23 FB E27

D13E sas 105/140W HSGSA E27 energy saver
20/23W FB E27
LED 9W E27




EEL: D
EEL: D
EEL: A
EEL: D
EEL: A
EEL: A
EEL: A

Product use: Indoor

Materials: Aluminium stem, polycarbonate shade

Colors: Structure in alu, black
Shade in white, red, black, shaded stone

Description: The telescopic control of the stem and the 360° rotation on the base bring an elegant adaptability to Lady Costanza, allowing the user to change the height and direction of the diffuser. The extraordinary lightness of the structure and handle on the base also make it easy to move the lamp. Lady Costanza is now proposed in suspension version

Insulation class:   

Reference code:	Structure		
	D13E d.	1D13GED00020	alu
		1D13GED00017	black
	D13E i.	1D13GEI00020	alu
		1D13GEI00017	black
	D13Ea d.	1D13GEDA0020	alu
	D13Ea i.	1D13GEIA0020	alu
	D13E sas	1D13GESA0020	
	Shade		
	D13E/1	1D13GE/01002	white
		1D13GE/01001	black
		1D13GE/01008	red
		1D13GE/01039	shaded stone
	Accessory		
	D13/90	1D13N/900000	diffuser accessory lamping included
	D13/91	1D13N/910000	diffuser accessory lamping not included packing: 4 items
	D13/25	9D1325476800	off-center ceiling rose

