

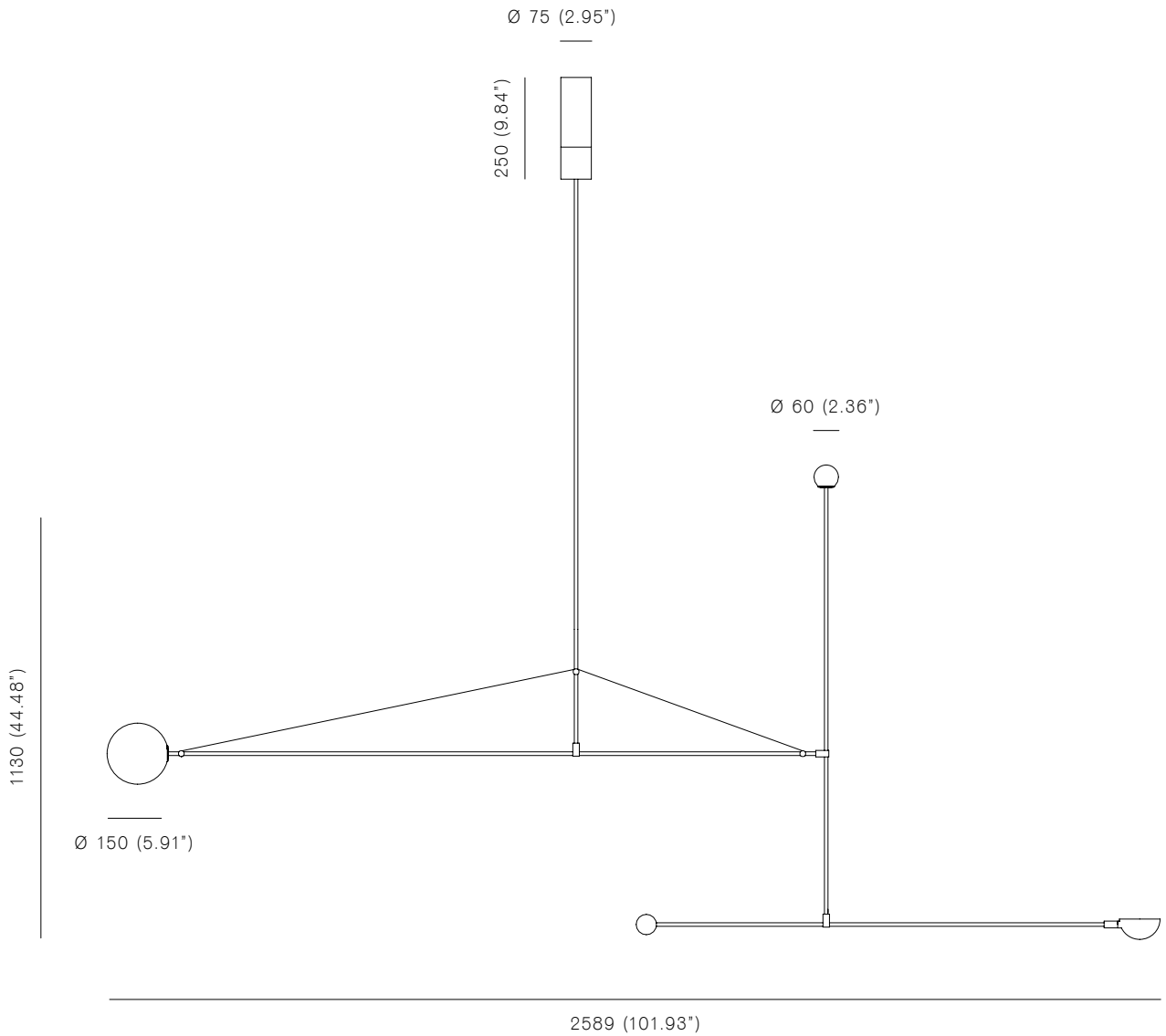
# MICHAEL ANASTASSIADES

Mobile Chandelier 1, 2008





Mobile Chandelier 1, 2008  
Black patinated brass  
Mouth blown opaline spheres  
Pendant rod length to order



Due to the handmade nature of this product dimensions may vary up to 10% for balancing purposes.

## Bulb Specifications

G6.35 50W / 12V frosted halogen for  $\varnothing$ 150mm sphere  
760 lm / 2700K

G4 20W / 12V frosted halogen for  $\varnothing$ 60mm sphere  
250 lm / 2700K

## Product Specifications

Input voltage: 120V / 240V

Maximum wattage: 50W for  $\varnothing$ 150mm sphere, 25W for  $\varnothing$ 60mm sphere

Dimmable: yes

Product weight: ~15kg

Please supply required drop length of fixture, measured from the ceiling to bottom of fitting at time of order.

Minimum total drop length 1415mm. Maximum total drop length 2710mm.

Drop length over 2500mm may result in a slight decrease of light intensity.

A short ceiling rose is available with remote transformer.

Please allow 25mm tolerance of drop length.

Customisable dimensions upon request. Charges may apply. Minimum width 2000mm, maximum width 2589mm.

120V version supplied with Mud-in-Plate.

4" junction box cover option available on request.

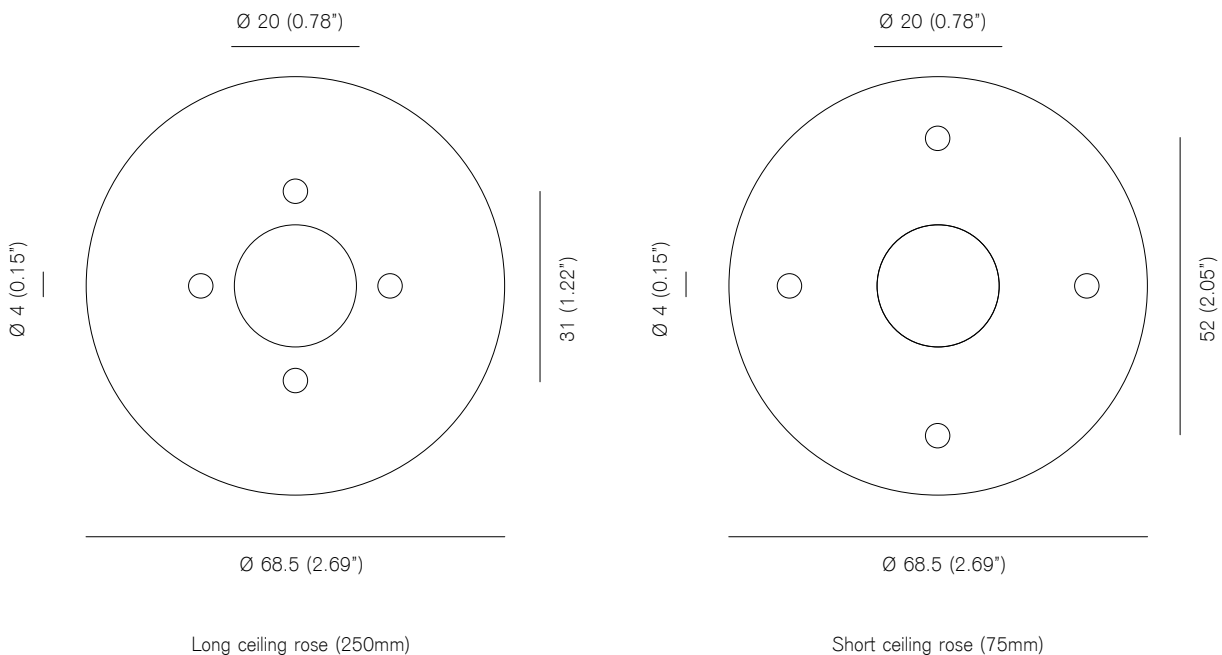
## Cleaning Instructions

Before cleaning, lighting fixtures must be turned off and unplugged from mains electricity. Whilst cleaning them please be extremely careful and use the white cotton gloves provided in the product box.

Black patinated: Use a lightly damp soft dust cloth and gently go over marks until clean. Dry it afterwards with a soft dust cloth. Make sure the product is completely dry before switching the electricity on.

Opaline glass: Remove the opaline glass sphere from the product. Using a lightly damp cloth, clean only the outside of the sphere and dry it with a dry soft dust cloth. Only put the glass sphere back on the product once it is fully dry.

## Backplates



Mounting screws not included.

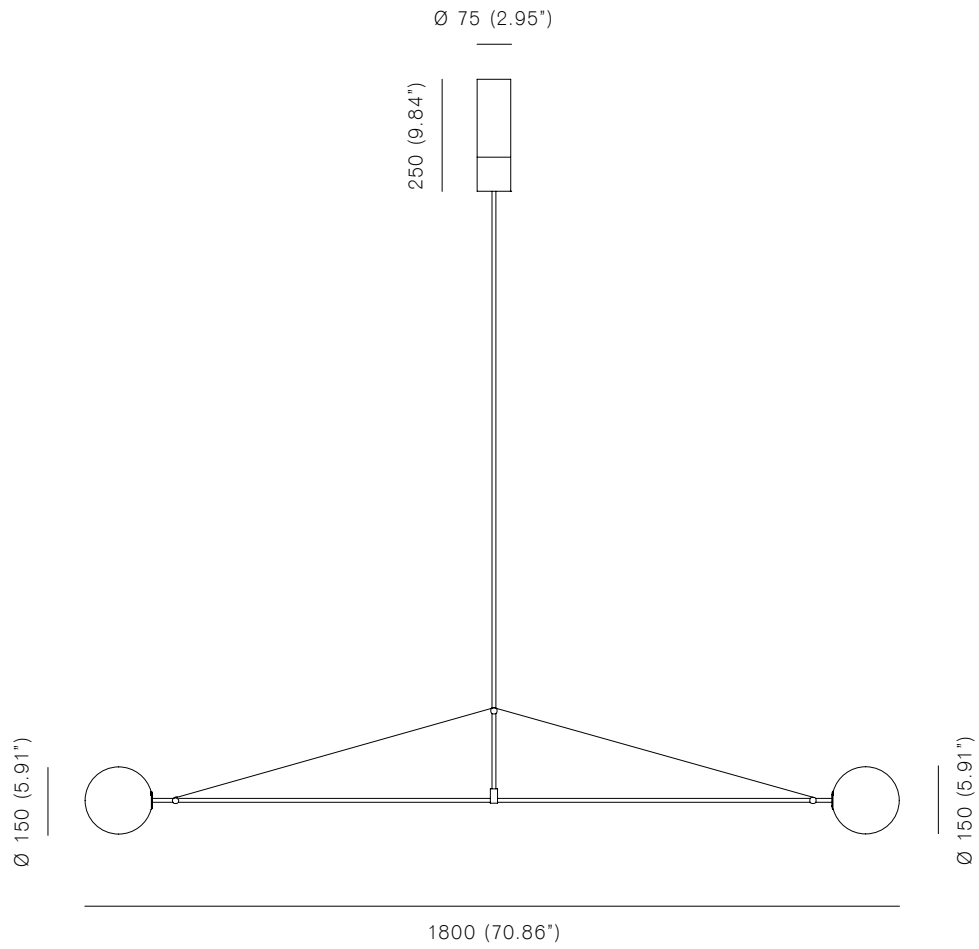
4mm countersunk screw recommended.

# MICHAEL ANASTASSIADES

Mobile Chandelier 2, 2008



Mobile Chandelier 2, 2008  
Black patinated brass  
Mouth blown opaline spheres  
Pendant rod length to order



Due to the handmade nature of this product dimensions may vary up to 10% for balancing purposes.

## Bulb Specifications

G6.35 50W / 12V frosted halogen for  $\varnothing$ 150mm sphere  
760 lm / 2700K

## Product Specifications

Input voltage: 120V / 240V

Maximum wattage: 50W

Dimmable: yes

Product weight: ~15kg

Please supply required drop length of fixture, measured from the ceiling to bottom of fitting at time of order.

Minimum total drop length 585mm. Maximum total drop length 2325mm.

A short ceiling rose is available with remote transformer.

Please allow 25mm tolerance of drop length.

Customisable dimensions upon request. Charges may apply. Minimum width 1500mm, maximum width 1952mm.

120V version supplied with Mud-in-Plate.

4" junction box cover option available on request.

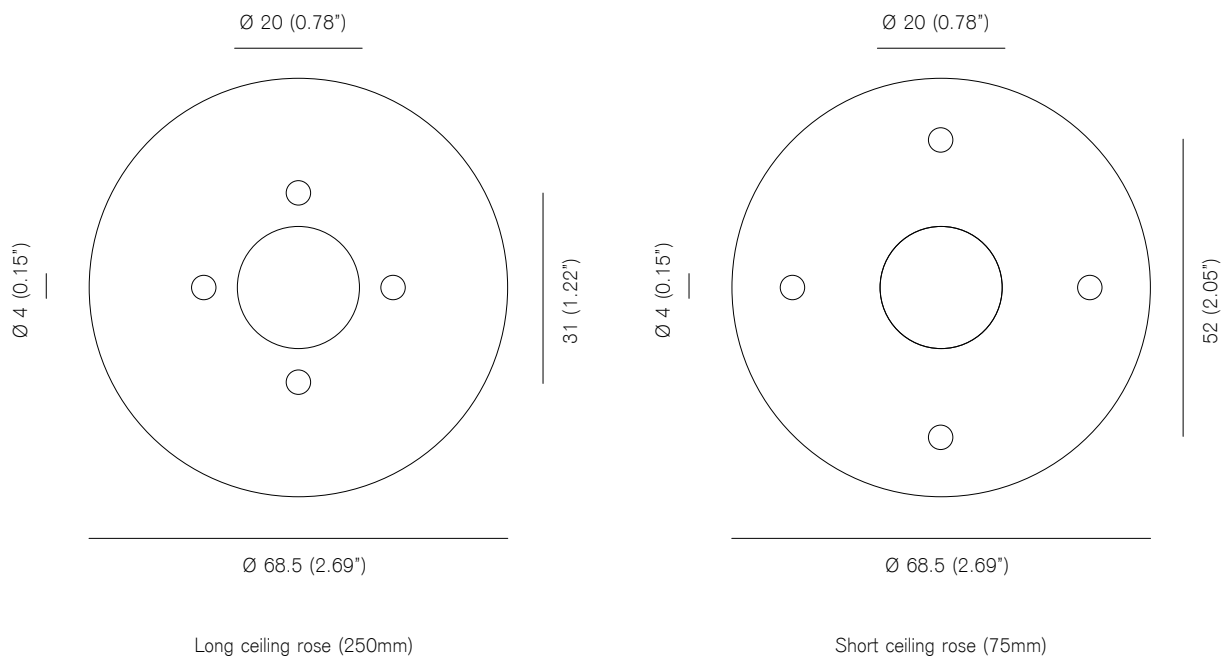
## Cleaning Instructions

Before cleaning, lighting fixtures must be turned off and unplugged from mains electricity. Whilst cleaning them please be extremely careful and use the white cotton gloves provided in the product box.

Black patinated: Use a lightly damp soft dust cloth and gently go over marks until clean. Dry it afterwards with a soft dust cloth. Make sure the product is completely dry before switching the electricity on.

Opaline glass: Remove the opaline glass sphere from the product. Using a lightly damp cloth, clean only the outside of the sphere and dry it with a dry soft dust cloth. Only put the glass sphere back on the product once it is fully dry.

## Backplate



Mounting screws not included.

4mm countersunk screw recommended.

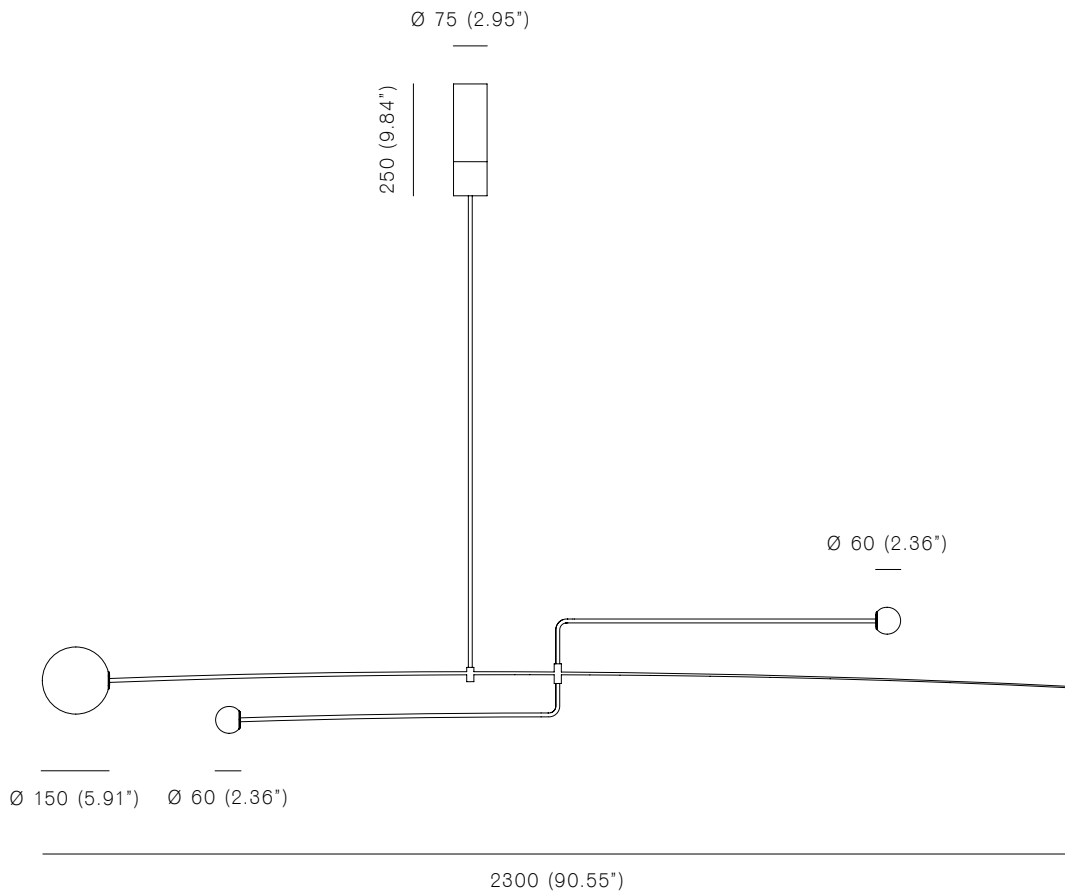
# MICHAEL ANASTASSIADES

Mobile Chandelier 3, 2008





Mobile Chandelier 3, 2008  
Black patinated brass  
Mouth blown opaline spheres  
Pendant rod length to order



Due to the handmade nature of this product dimensions may vary up to 10% for balancing purposes.

## Bulb Specifications

G6.35 50W / 12V frosted halogen for  $\varnothing$ 150mm sphere  
760 lm / 2700K

G4 20W / 12V frosted halogen for  $\varnothing$ 60mm sphere  
250 lm / 2700K

## Product Specifications

Input voltage: 120V / 240V

Maximum wattage: 50W for  $\varnothing$ 150mm sphere, 25W for  $\varnothing$ 60mm sphere

Dimmable: yes

Product weight: ~15kg

Please supply required drop length of fixture, measured from the ceiling to bottom of fitting at time of order

Minimum total drop length 560mm. Maximum total drop length 2380mm.

A short ceiling rose is available with remote transformer.

Please allow 25mm tolerance of drop length.

Customisable dimensions upon request. Charges may apply Minimum width 1800mm, maximum width 2300mm.

120V version supplied with Mud-in-Plate.

4" junction box cover option available on request.

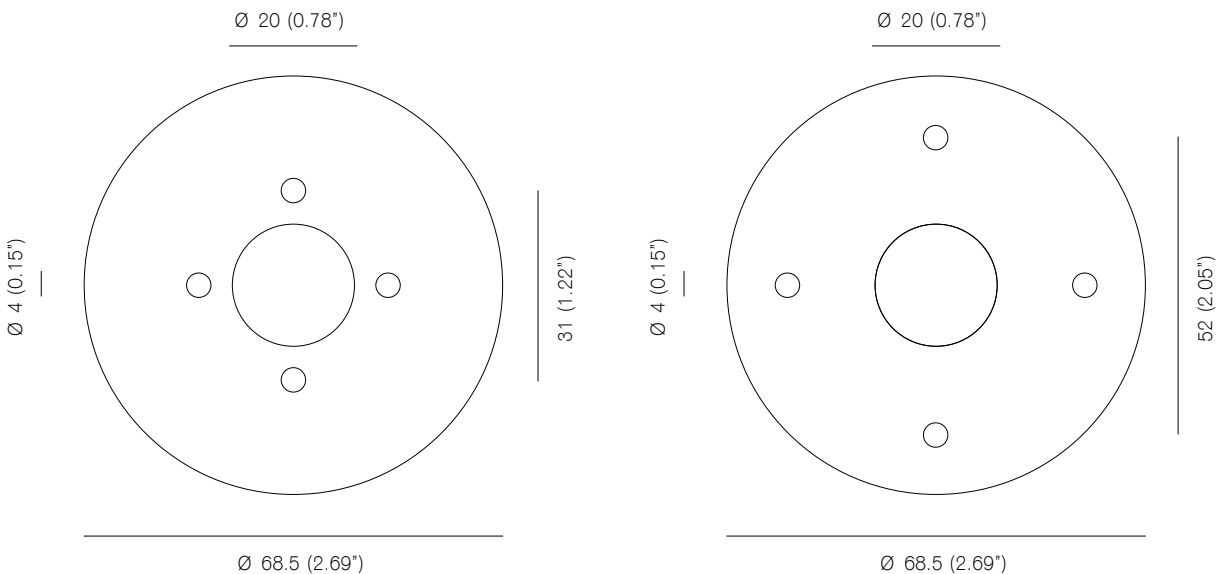
## Cleaning Instructions

Before cleaning, lighting fixtures must be turned off and unplugged from mains electricity. Whilst cleaning them please be extremely careful and use the white cotton gloves provided in the product box.

Black patinated: Use a lightly damp soft dust cloth and gently go over marks until clean. Dry it afterwards with a soft dust cloth. Make sure the product is completely dry before switching the electricity on.

Opaline glass: Remove the opaline glass sphere from the product. Using a lightly damp cloth, clean only the outside of the sphere and dry it with a dry soft dust cloth. Only put the glass sphere back on the product once it is fully dry.

## Backplate



Long ceiling rose (250mm)

Short ceiling rose (75mm)

Mounting screws not included.

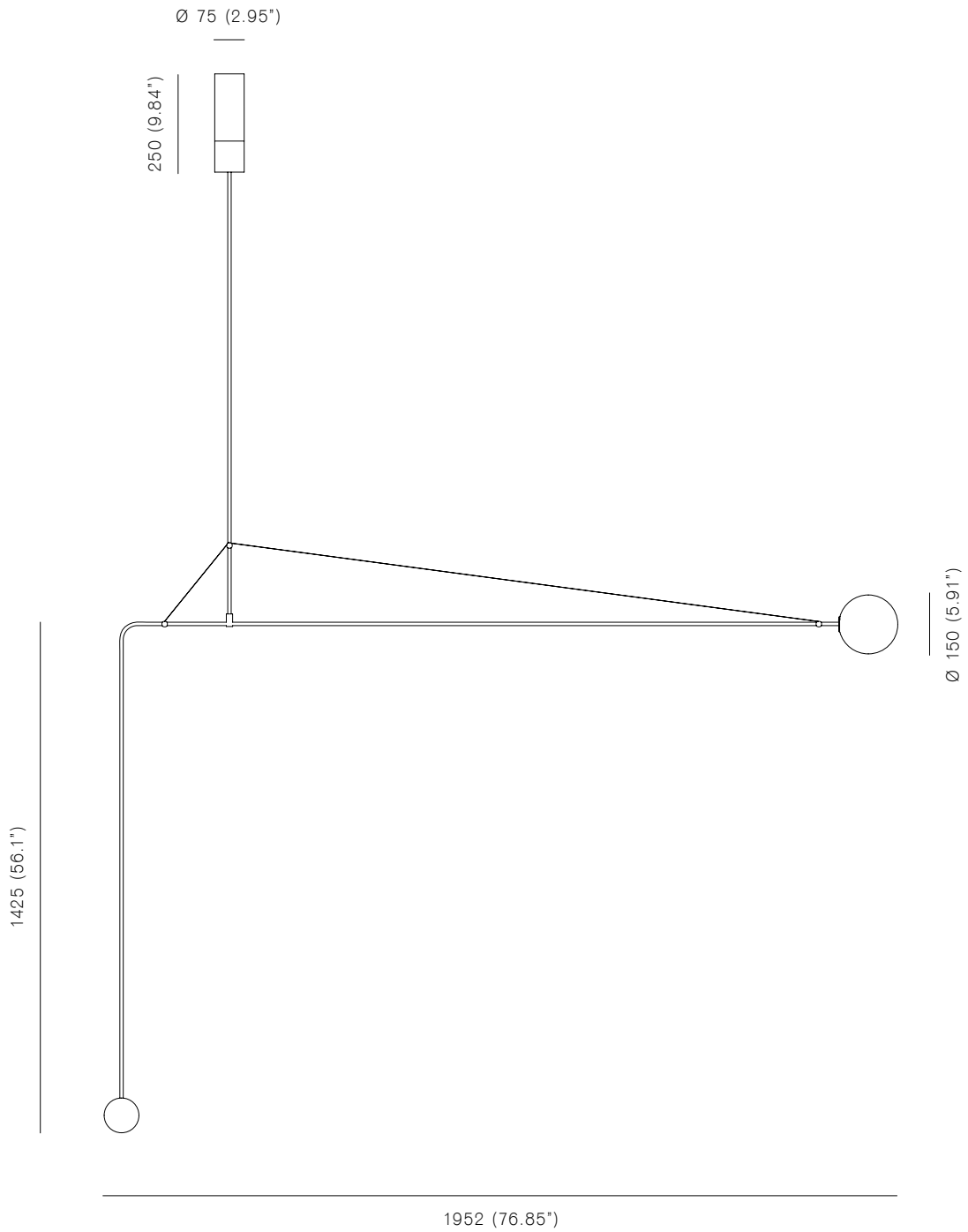
4mm countersunk screw recommended.

# MICHAEL ANASTASSIADES

Mobile Chandelier 4, 2008



Mobile Chandelier 4, 2008  
Black patinated brass  
Mouth blown opaline sphere  
Pendant rod length to order



Due to the handmade nature of this product dimensions may vary up to 10% for balancing purposes.

## Bulb Specifications

G6.35 50W / 12V frosted halogen for  $\varnothing$ 150mm sphere  
760 lm / 2700K

## Product Specifications

Input voltage: 120V / 240V

Maximum wattage: 50W

Dimmable: yes

Product weight: ~15kg

Please supply required drop length of fixture, measured from the ceiling to bottom of fitting at time of order  
Minimum total drop length 1800mm. Maximum total drop length 3545mm.

A short ceiling rose is available with remote transformer.

Please allow 25mm tolerance of drop length.

Customisable dimensions upon request. Charges may apply. Minimum width 1500mm, maximum width 1952mm.

120V version supplied with Mud-in-Plate.

4" junction box cover option available on request.

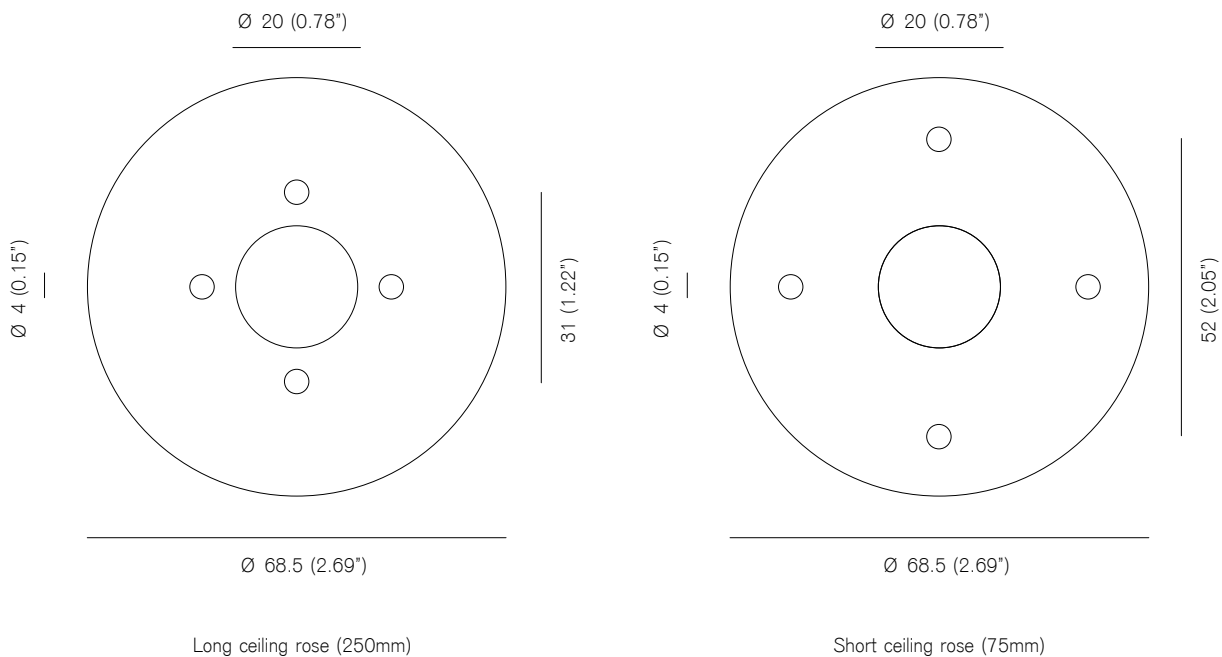
## Cleaning Instructions

Before cleaning, lighting fixtures must be turned off and unplugged from mains electricity. Whilst cleaning them please be extremely careful and use the white cotton gloves provided in the product box.

Black patinated: Use a lightly damp soft dust cloth and gently go over marks until clean. Dry it afterwards with a soft dust cloth. Make sure the product is completely dry before switching the electricity on.

Opaline glass: Remove the opaline glass sphere from the product. Using a lightly damp cloth, clean only the outside of the sphere and dry it with a dry soft dust cloth. Only put the glass sphere back on the product once it is fully dry.

## Backplate



Mounting screws not included.

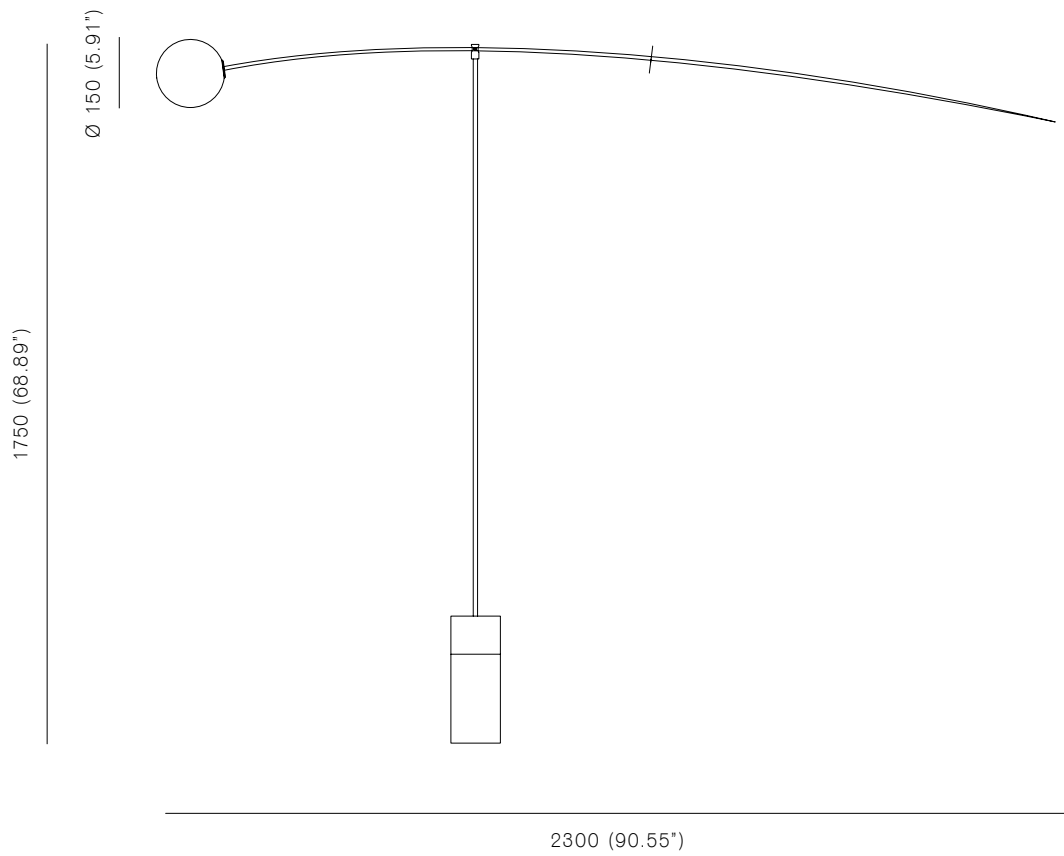
4mm countersunk screw recommended.

# MICHAEL ANASTASSIADES

Mobile Chandelier 5, 2011



Mobile Chandelier 5, 2011  
Black patinated brass  
Mouth blown opaline sphere



Due to the handmade nature of this product dimensions may vary up to 10% for balancing purposes.

## Bulb Specifications

G6.35 50W / 12V frosted halogen for ø150mm sphere  
760 lm / 2700K

## Product Specifications

Input voltage: 120V / 240V  
Maximum wattage: 50W  
Dimmable: yes  
Product weight: ~15kg

## Cleaning instructions

Before cleaning, lighting fixtures must be turned off and unplugged from mains electricity. Whilst cleaning them please be extremely careful and use the white cotton gloves provided in the product box.

Black patinated: Use a lightly damp soft dust cloth and gently go over marks until clean. Dry it afterwards with a soft dust cloth. Make sure the product is completely dry before switching the electricity on.

Opaline glass: Remove the opaline glass sphere from the product. Using a lightly damp cloth, clean only the outside of the sphere and dry it with a dry soft dust cloth. Only put the glass sphere back on the product once it is fully dry.

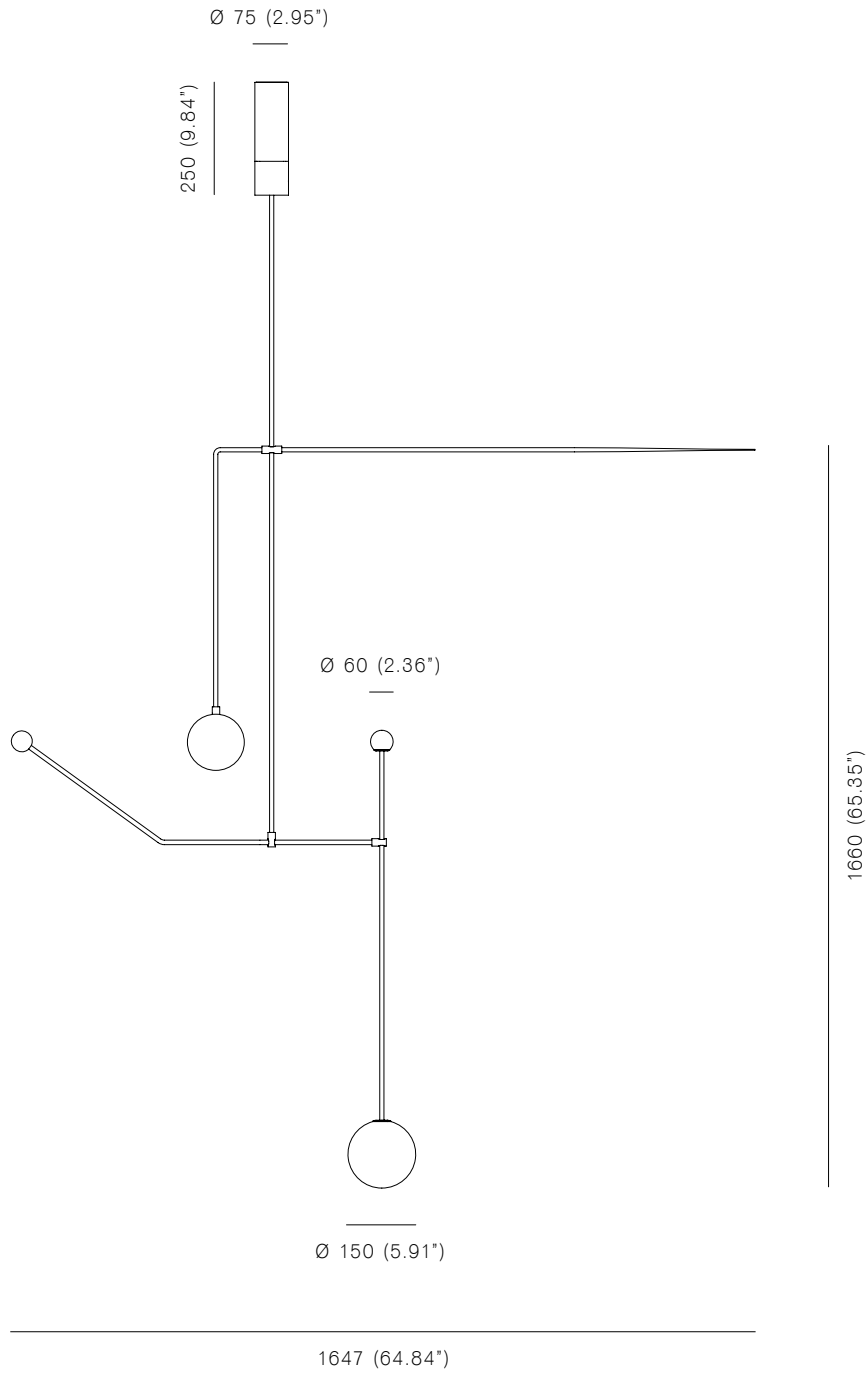


# MICHAEL ANASTASSIADES

Mobile Chandelier 6, 2015



Mobile Chandelier 6, 2015  
Black patinated brass  
Mouth blown opaline spheres  
Pendant rod length to order



Due to the handmade nature of this product dimensions may vary up to 10% for balancing purposes.

## Bulb Specifications

G6.35 50W / 12V frosted halogen for  $\varnothing$ 150mm sphere  
760 lm / 2700K

G4 20W / 12V frosted halogen for  $\varnothing$ 60mm sphere  
250 lm / 2700K

## Product Specifications

Input voltage: 120V / 240V

Maximum wattage: 50W for  $\varnothing$ 150mm sphere, 25W for  $\varnothing$ 60mm sphere

Dimmable: yes

Product weight: ~18kg

Please supply required drop length of fixture, measured from the ceiling to bottom of fitting at time of order

Minimum total drop length 1945mm. Maximum total drop length 3035mm.

A short ceiling rose is available with remote transformer.

Please allow 25mm tolerance of drop length.

120V version supplied with Mud-in-Plate.

4" junction box cover option available on request.

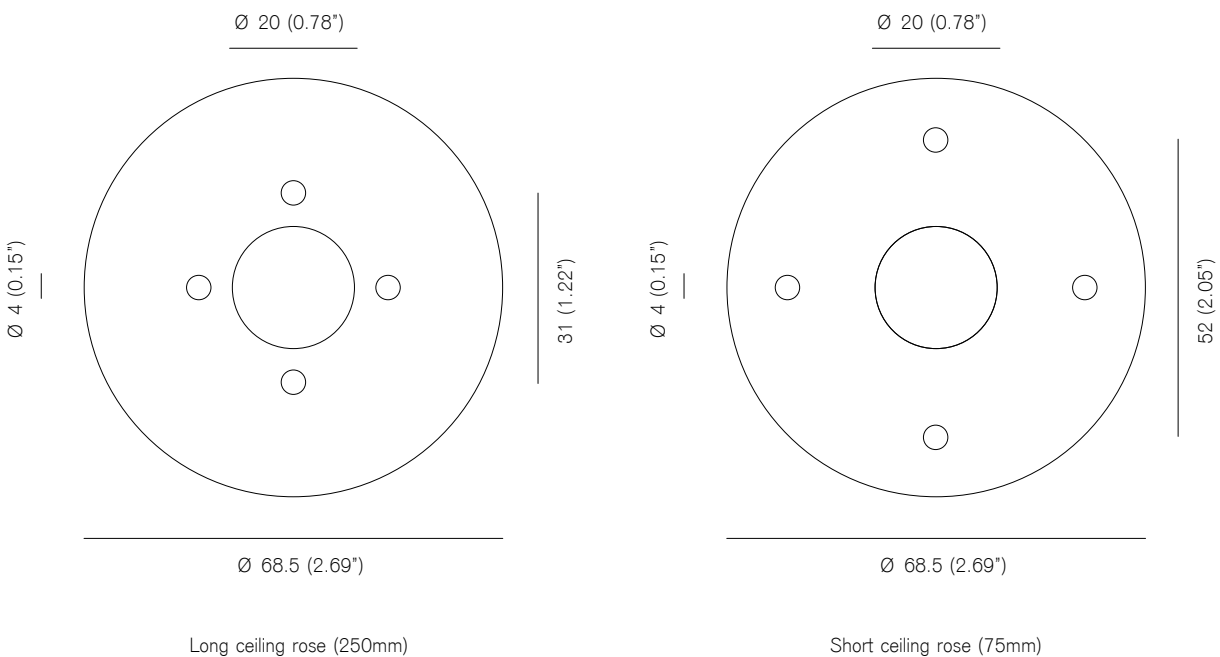
## Cleaning Instructions

Before cleaning, lighting fixtures must be turned off and unplugged from mains electricity. Whilst cleaning them please be extremely careful and use the white cotton gloves provided in the product box.

Black patinated: Use a lightly damp soft dust cloth and gently go over marks until clean. Dry it afterwards with a soft dust cloth. Make sure the product is completely dry before switching the electricity on.

Opaline glass: Remove the opaline glass sphere from the product. Using a lightly damp cloth, clean only the outside of the sphere and dry it with a dry soft dust cloth. Only put the glass sphere back on the product once it is fully dry.

## Backplate



Mounting screws not included.

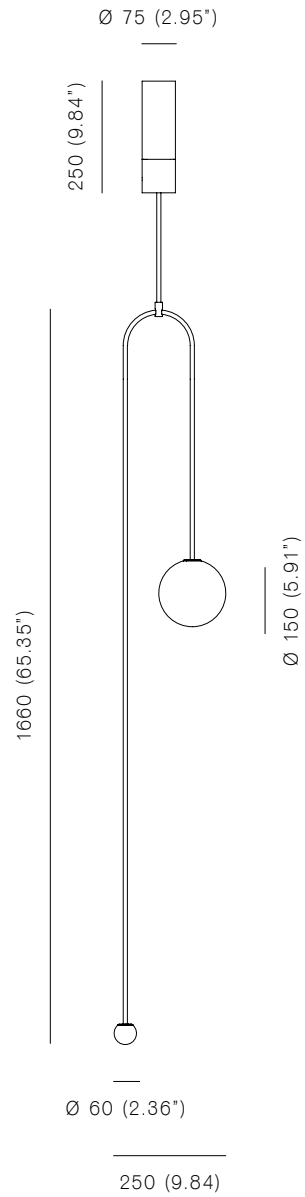
4mm countersunk screw recommended.

# MICHAEL ANASTASSIADES

Mobile Chandelier 7, 2015



Mobile Chandelier 7, 2015  
Black patinated brass  
Mouth blown opaline spheres  
Pendant rod length to order



Due to the handmade nature of this product dimensions may vary up to 10% for balancing purposes.

## Bulb Specifications

G6.35 50W / 12V frosted halogen for  $\varnothing$ 150mm sphere  
760 lm / 2700K

G4 20W / 12V frosted halogen for  $\varnothing$ 60mm sphere  
250 lm / 2700K

## Product Specifications

Input voltage: 120V / 240V

Maximum wattage: 50W for  $\varnothing$ 150mm sphere, 25W for  $\varnothing$ 60mm sphere

Dimmable: yes

Product weight: ~15kg

Please supply required drop length of fixture, measured from the ceiling to bottom of fitting at time of order

Minimum total drop length 1980mm. Maximum total drop length 3910mm.

Drop length over 3000mm may result in a slight decrease of light intensity.

A short ceiling rose is available with remote transformer.

Please allow 25mm tolerance of drop length.

120V version supplied with Mud-in-Plate.

4" junction box cover option available on request.

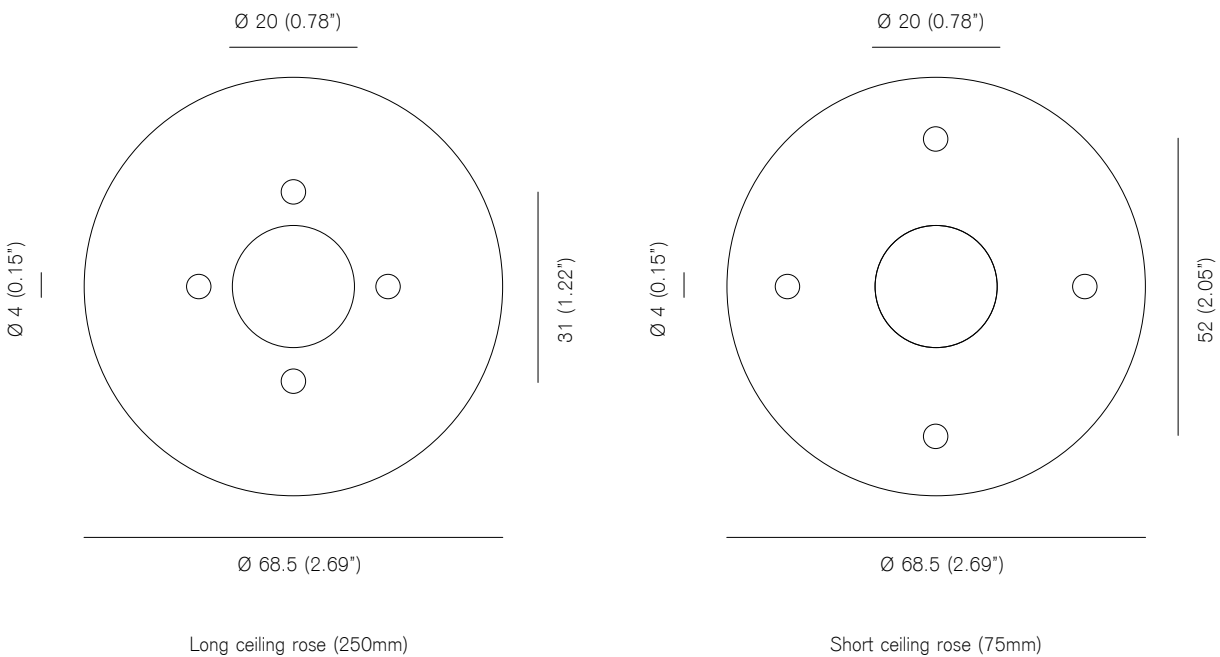
## Cleaning Instructions

Before cleaning, lighting fixtures must be turned off and unplugged from mains electricity. Whilst cleaning them please be extremely careful and use the white cotton gloves provided in the product box.

Black patinated: Use a lightly damp soft dust cloth and gently go over marks until clean. Dry it afterwards with a soft dust cloth. Make sure the product is completely dry before switching the electricity on.

Opaline glass: Remove the opaline glass sphere from the product. Using a lightly damp cloth, clean only the outside of the sphere and dry it with a dry soft dust cloth. Only put the glass sphere back on the product once it is fully dry.

## Backplate



Mounting screws not included.

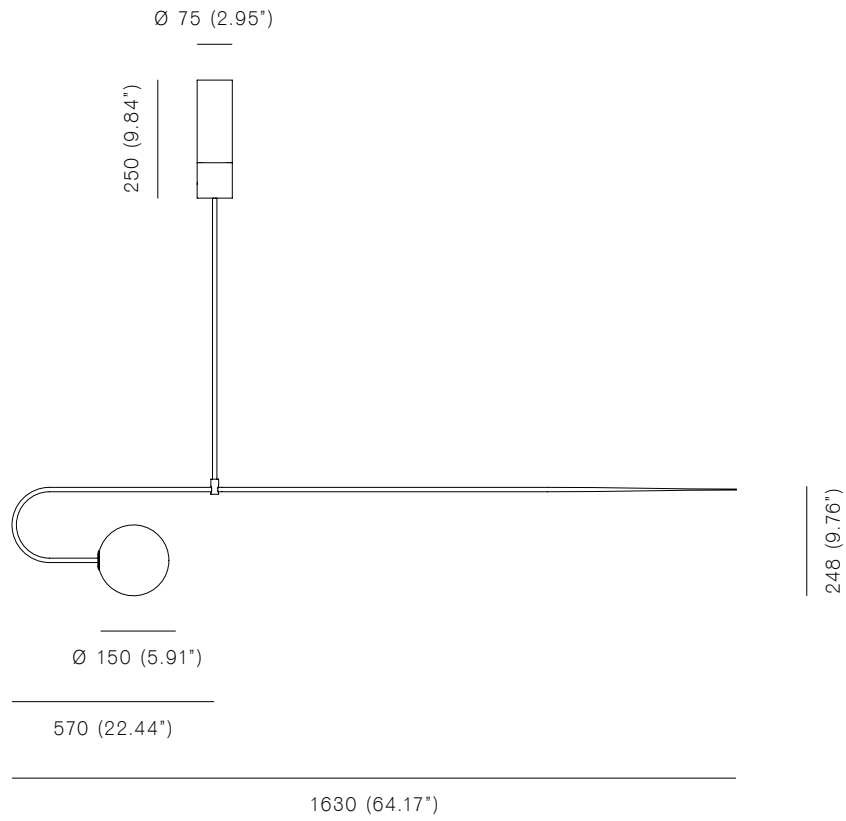
4mm countersunk screw recommended.

# MICHAEL ANASTASSIADES

Mobile Chandelier 8, 2015



Mobile Chandelier 8, 2015  
Black patinated brass  
Mouth blown opaline sphere  
Pendant rod length to order



Due to the handmade nature of this product dimensions may vary up to 10% for balancing purposes.



## Bulb Specifications

G6.35 50W / 12V frosted halogen for  $\varnothing$ 150mm sphere  
760 lm / 2700K

## Product Specifications

Input voltage: 120V / 240V

Maximum wattage: 50W

Dimmable: yes

Product weight: ~15kg

Please supply required drop length of fixture, measured from the ceiling to bottom of fitting at time of order  
Minimum total drop length 595mm. Maximum total drop length 2475mm.

A short ceiling rose is available with remote transformer.

Please allow 25mm tolerance of drop length.

120V version supplied with Mud-in-Plate.

4" junction box cover option available on request.

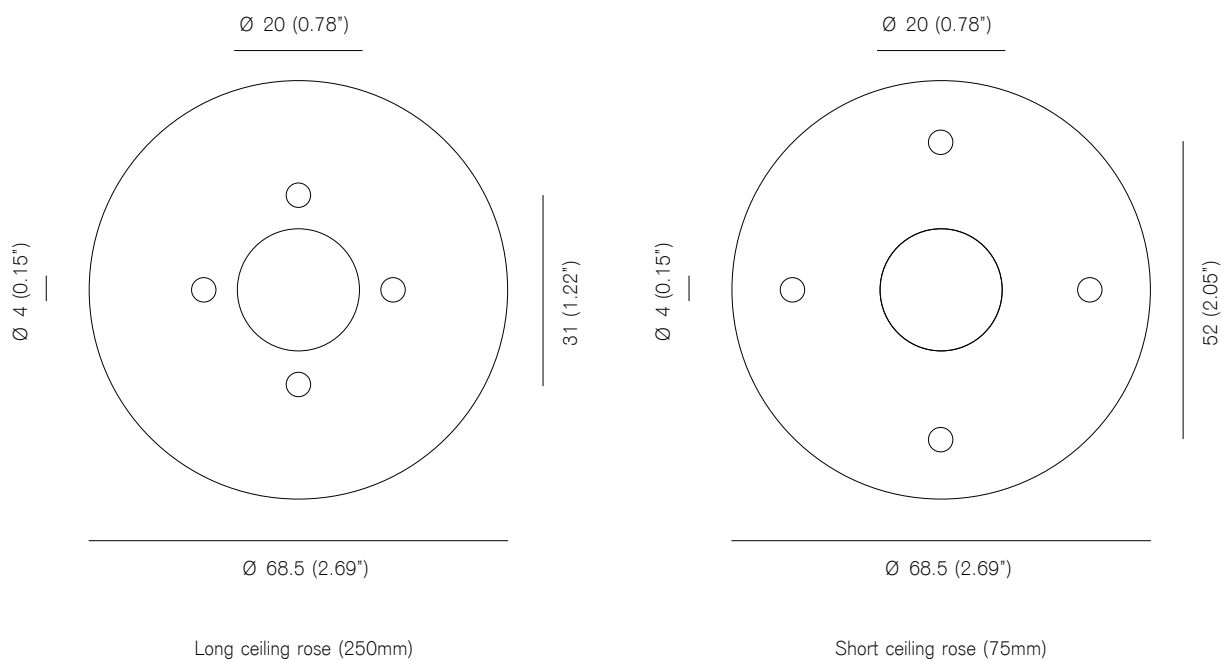
## Cleaning Instructions

Before cleaning, lighting fixtures must be turned off and unplugged from mains electricity. Whilst cleaning them please be extremely careful and use the white cotton gloves provided in the product box.

Black patinated: Use a lightly damp soft dust cloth and gently go over marks until clean. Dry it afterwards with a soft dust cloth. Make sure the product is completely dry before switching the electricity on.

Opaline glass: Remove the opaline glass sphere from the product. Using a lightly damp cloth, clean only the outside of the sphere and dry it with a dry soft dust cloth. Only put the glass sphere back on the product once it is fully dry.

## Backplate



Mounting screws not included.

4mm countersunk screw recommended.

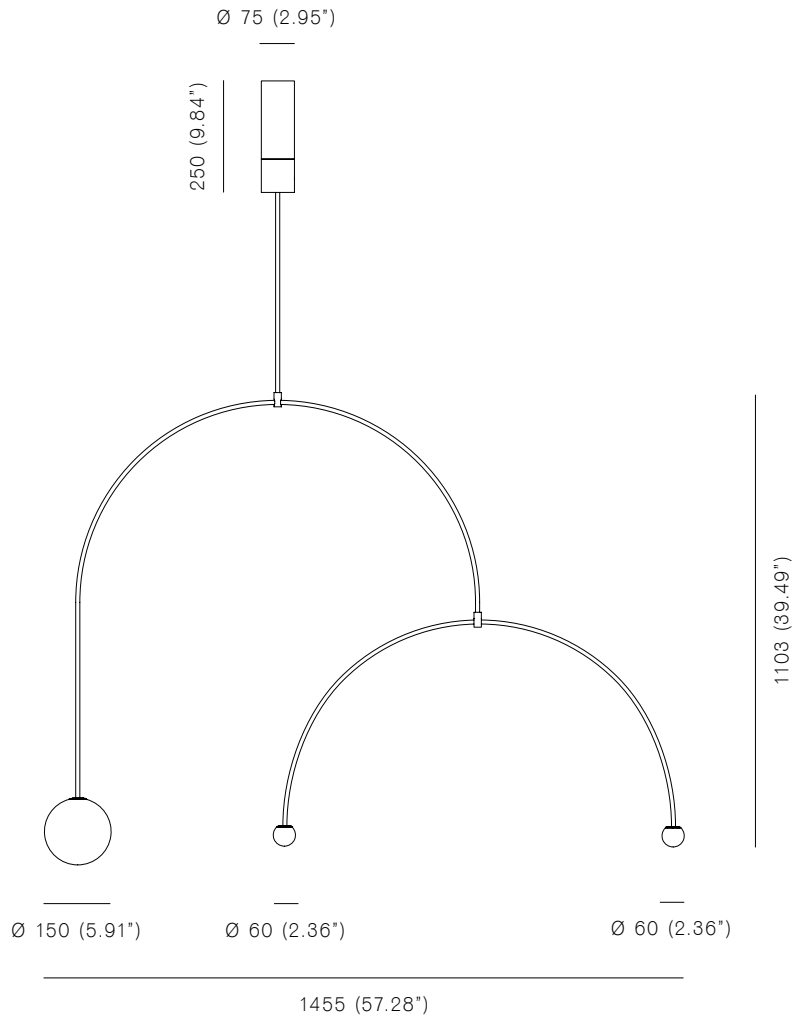
# MICHAEL ANASTASSIADES

Mobile Chandelier 9, 2015





Mobile Chandelier 9, 2015  
Black patinated brass  
Mouth blown opaline spheres  
Pendant rod length to order



Due to the handmade nature of this product dimensions may vary up to 10% for balancing purposes.

## Bulb Specifications

G6.35 50W / 12V frosted halogen for  $\varnothing$ 150mm sphere  
760 lm / 2700K

G4 20W / 12V frosted halogen for  $\varnothing$ 60mm sphere  
250 lm / 2700K

## Product Specifications

Input voltage: 120V / 240V

Maximum wattage: 50W for  $\varnothing$ 150mm sphere, 25W for  $\varnothing$ 60mm sphere

Dimmable: yes

Product weight: ~15kg

Please supply required drop length of fixture, measured from the ceiling to bottom of fitting at time of order

Minimum total drop length 1400mm. Maximum total drop length 3330mm.

Drop length over 2500mm may result in a slight decrease of light intensity.

A short ceiling rose is available with remote transformer.

Please allow 25mm tolerance of drop length.

120V version supplied with Mud-in-Plate.

4" junction box cover option available on request.

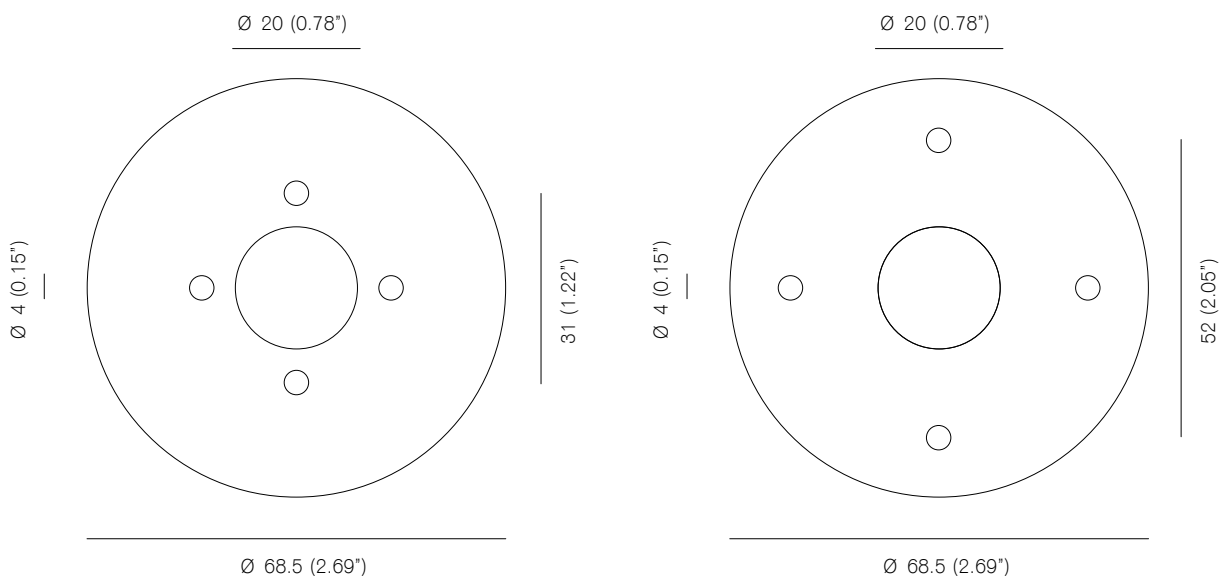
## Cleaning Instructions

Before cleaning, lighting fixtures must be turned off and unplugged from mains electricity. Whilst cleaning them please be extremely careful and use the white cotton gloves provided in the product box.

Black patinated: Use a lightly damp soft dust cloth and gently go over marks until clean. Dry it afterwards with a soft dust cloth. Make sure the product is completely dry before switching the electricity on.

Opaline glass: Remove the opaline glass sphere from the product. Using a lightly damp cloth, clean only the outside of the sphere and dry it with a dry soft dust cloth. Only put the glass sphere back on the product once it is fully dry.

## Backplate



Long ceiling rose (250mm)

Short ceiling rose (75mm)

Mounting screws not included.

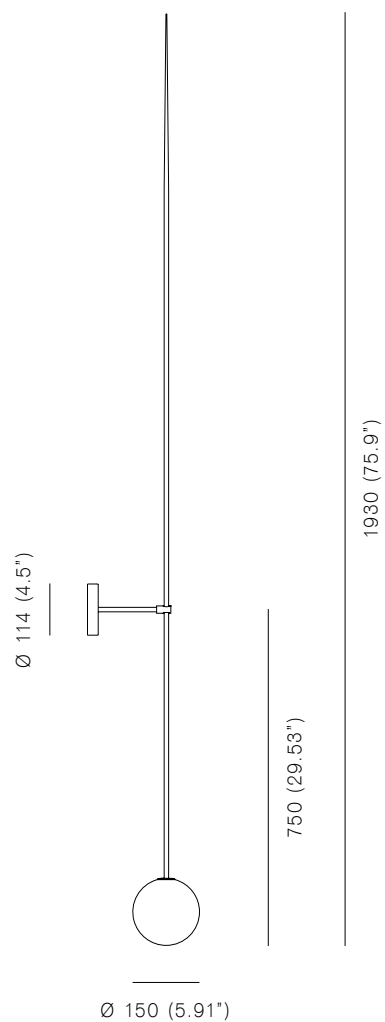
4mm countersunk screw recommended.

# MICHAEL ANASTASSIADES

Mobile Chandelier 10, 2015



Mobile Chandelier 10 - Wall mounted, 2015  
Black patinated brass  
Mouth blown opaline sphere



Due to the handmade nature of this product dimensions may vary up to 10% for balancing purposes.

## Bulb Specifications

Bulb specifications 240V  
G9 40W frosted halogen bulb  
460 lm / 2800K

Bulb specifications 120V  
G9 40W frosted halogen bulb  
350 lm / 2800K

## Product Specifications

Input voltage: 120V / 240V  
Maximum wattage: 40W  
Dimmable: yes  
Product weight: ~10kg

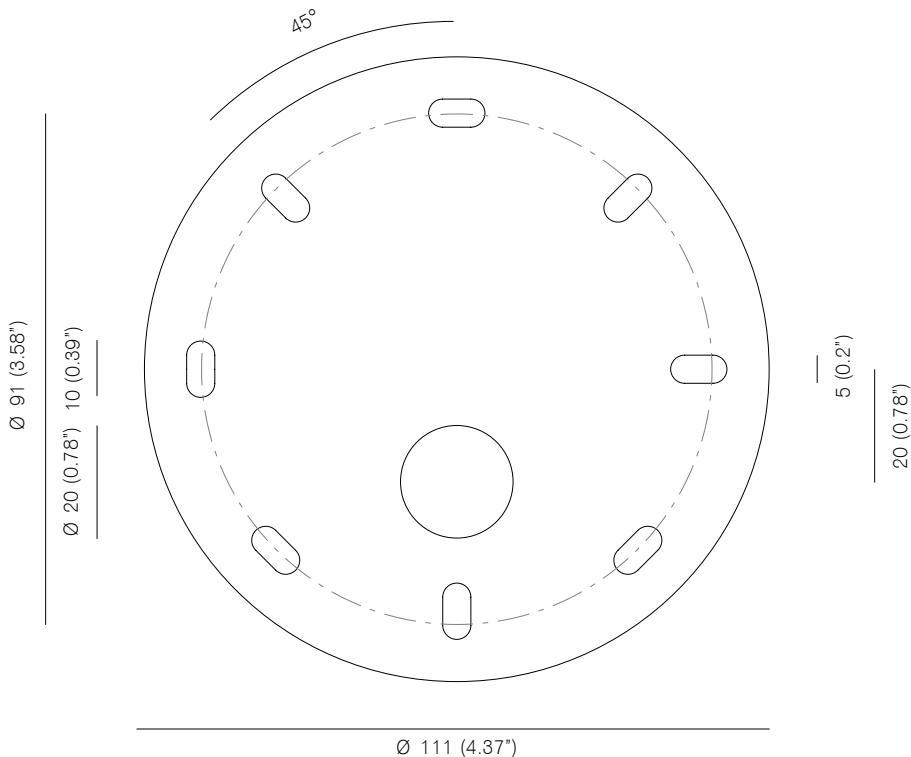
## Cleaning Instructions

Before cleaning, lighting fixtures must be turned off and unplugged from mains electricity. Whilst cleaning them please be extremely careful and use the white cotton gloves provided in the product box.

Black patinated: Use a lightly damp soft dust cloth and gently go over marks until clean. Dry it afterwards with a soft dust cloth. Make sure the product is completely dry before switching the electricity on.

Opaline glass: Remove the opaline glass sphere from the product. Using a lightly damp cloth, clean only the outside of the sphere and dry it with a dry soft dust cloth. Only put the glass sphere back on the product once it is fully dry.

## Backplate



Mounting screws not included.  
5mm screw recommended.

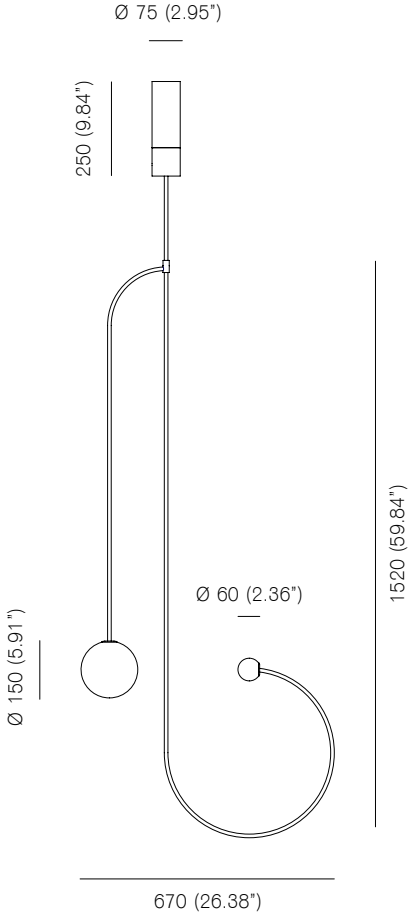


# MICHAEL ANASTASSIADES

Mobile Chandelier 11, 2017



Mobile Chandelier 11, 2017  
Black patinated brass  
Mouth blown opaline sphere  
Pendant rod length to order



Due to the handmade nature of this product dimensions may vary up to 10% for balancing purposes.

## Bulb specifications

Bulb specifications 120 / 240V  
G6.35 50W / 12V frosted halogen for Ø150mm sphere  
760lm / 2700K

G4 20W / 12V frosted halogen for Ø60mm sphere  
250lm / 2700K

## Product specifications

Input voltage: 120V / 240V  
Maximum wattage: 50W for ~150mm sphere, 25W for ~60mm sphere  
Dimmable: yes  
Product weight: ~15kg

Please supply required drop length of fixture, measured from the ceiling to bottom fitting at time of order.  
Minimum total drop length 1810mm. Maximum total drop length 2740mm.  
A short ceiling rose is available with remote transformer.  
Please allow 25mm tolerance of drop length.

120V version supplied with Mud-in-Plate.  
4" junction box cover option available on request.

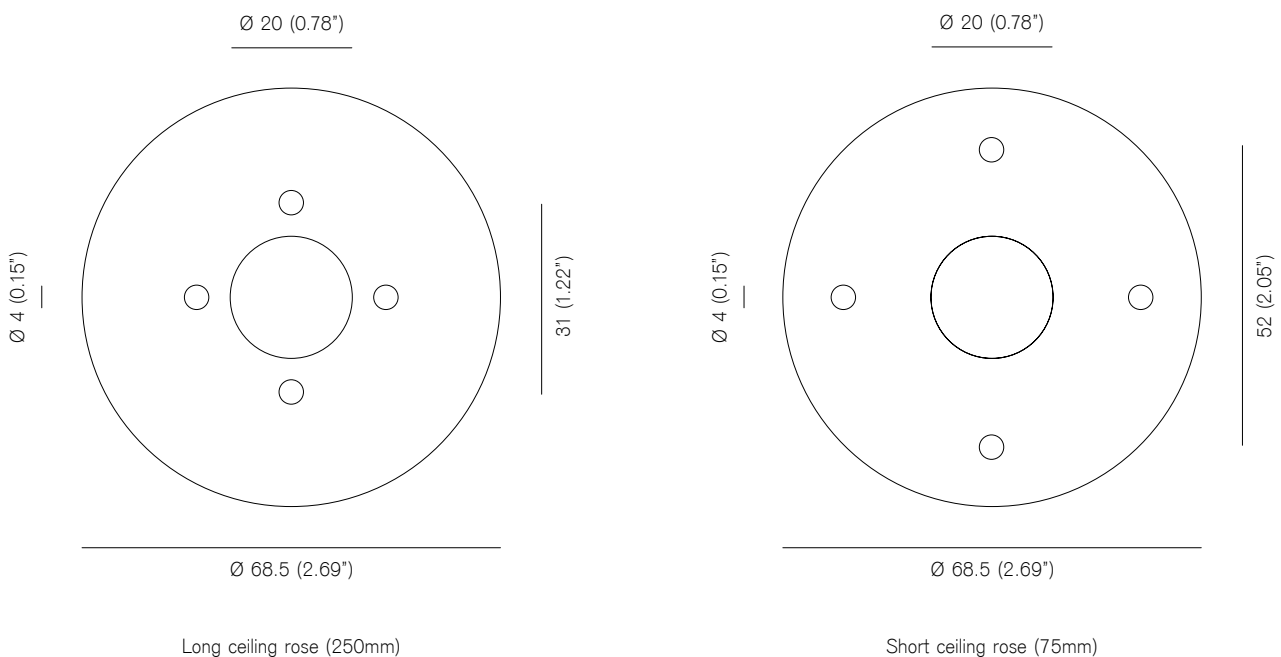
## Cleaning Instructions

Before cleaning, lighting fixtures must be turned off and unplugged from mains electricity. Whilst cleaning them please be extremely careful and use the white cotton gloves provided in the product box.

Black patinated: Use a lightly damp soft dust cloth and gently go over marks until clean. Dry it afterwards with a soft dust cloth. Make sure the product is completely dry before switching the electricity on.

Opaline glass: Remove the opaline glass sphere from the product. Using a lightly damp cloth, clean only the outside of the sphere and dry it with a dry soft dust cloth. Only put the glass sphere back on the product once it is fully dry.

## Backplate



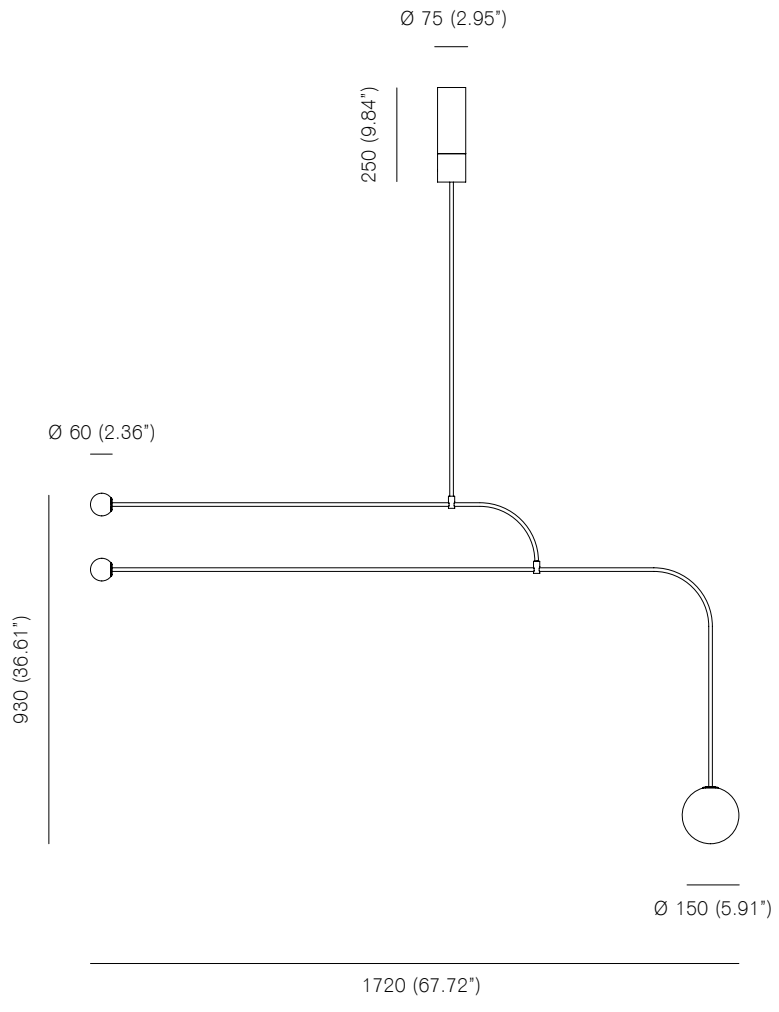
Mounting screws not included.  
4mm countersunk screw recommended.

# MICHAEL ANASTASSIADES

Mobile Chandelier 12, 2017



Mobile Chandelier 12, 2017  
Black patinated brass  
Mouth blown opaline sphere  
Pendant rod length to order



Due to the handmade nature of this product dimensions may vary up to 10% for balancing purposes.

## Bulb specifications

Bulb specifications 120 / 240V  
G6.35 50W / 12V frosted halogen for Ø150mm sphere  
760lm / 2700K

G4 20W / 12V frosted halogen for Ø60mm sphere  
250lm / 2700K

## Product specifications

Input voltage: 120V / 240V  
Maximum wattage: 50W for Ø 150mm sphere, 25W for Ø 60mm sphere  
Dimmable: yes  
Product weight: ~15kg

Please supply required drop length of fixture, measured from the ceiling to bottom fitting at time of order.  
Minimum total drop length 1270mm. Maximum total drop length 3150mm.  
A short ceiling rose is available with remote transformer.  
Please allow 25mm tolerance of drop length.

120V version supplied with Mud-in-Plate.  
4" junction box cover option available on request.

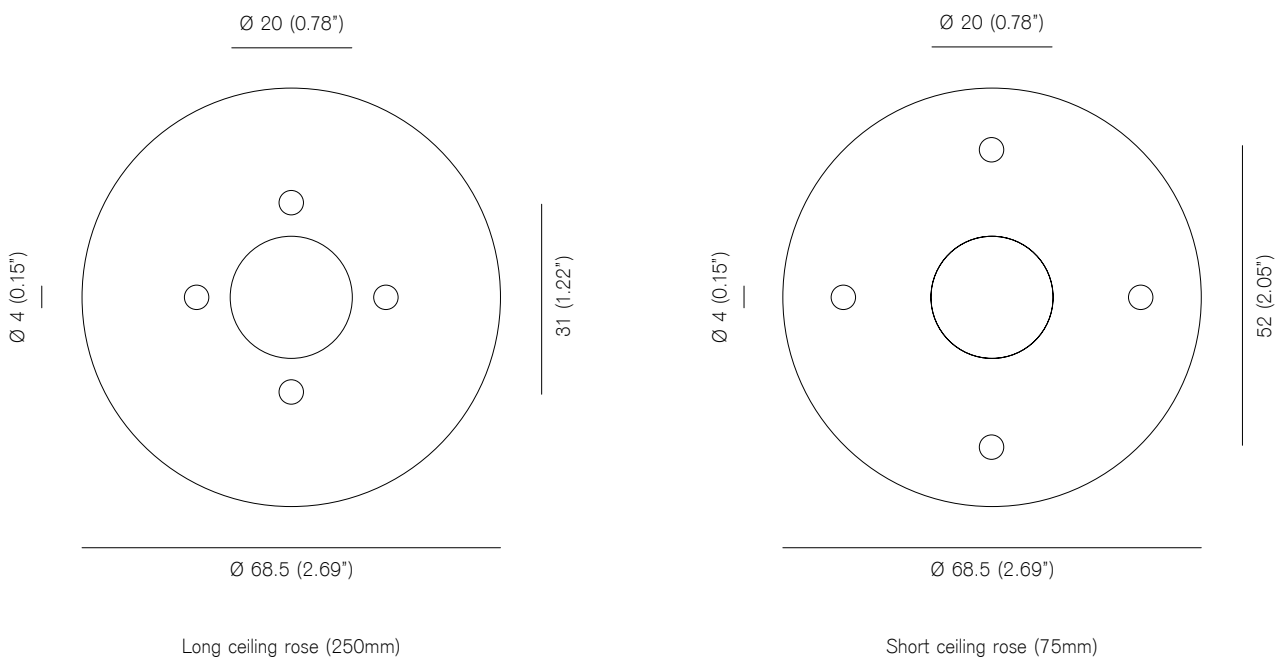
## Cleaning Instructions

Before cleaning, lighting fixtures must be turned off and unplugged from mains electricity. Whilst cleaning them please be extremely careful and use the white cotton gloves provided in the product box.

Black patinated: Use a lightly damp soft dust cloth and gently go over marks until clean. Dry it after wards with a soft dust cloth. Make sure the product is completely dry before switching the electricity on.

Opaline glass: Remove the opaline glass sphere from the product. Using a lightly damp cloth, clean only the outside of the sphere and dry it with a dry soft dust cloth. Only put the glass sphere back on the product once it is fully dry.

## Backplate



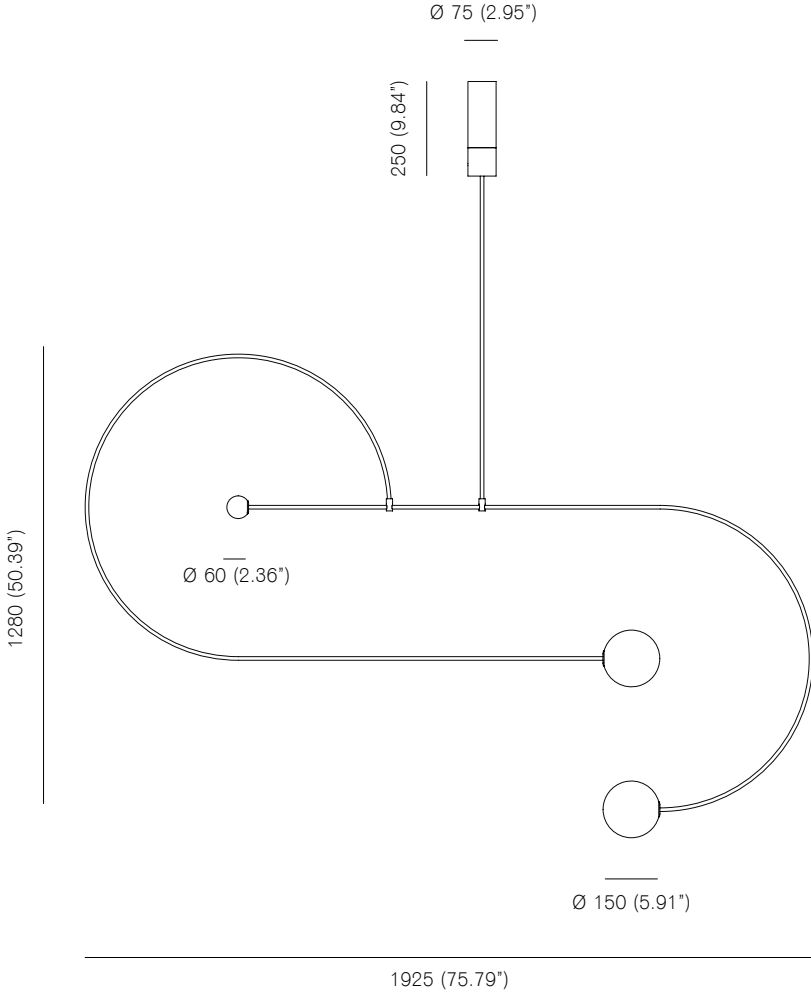
Mounting screws not included.  
4mm countersunk screw recommended.

# MICHAEL ANASTASSIADES

Mobile Chandelier 13, 2017



Mobile Chandelier 13, 2017  
Black patinated brass  
Mouth blown opaline sphere  
Pendant rod length to order



Due to the handmade nature of this product dimensions may vary up to 10% for balancing purposes.



## Bulb specifications

Bulb specifications 120 / 240V  
G6.35 50W / 12V frosted halogen for Ø150mm sphere  
760lm / 2700K

G4 20W / 12V frosted halogen for Ø60mm sphere  
250lm / 2700K

## Product specifications

Input voltage: 120V / 240V  
Maximum wattage: 50W for ~150mm sphere, 25W for ~60mm sphere  
Dimmable: yes  
Product weight: ~18kg

Please supply required drop length of fixture, measured from the ceiling to bottom fitting at time of order.  
Minimum total drop length 1530mm. Maximum total drop length 3125mm.  
Drop length over 2500mm may result in a slight decrease of light intensity.  
A short ceiling rose is available with remote transformer.  
Please allow 25mm tolerance of drop length.

120V version supplied with Mud-in-Plate.  
4" junction box cover option available on request.

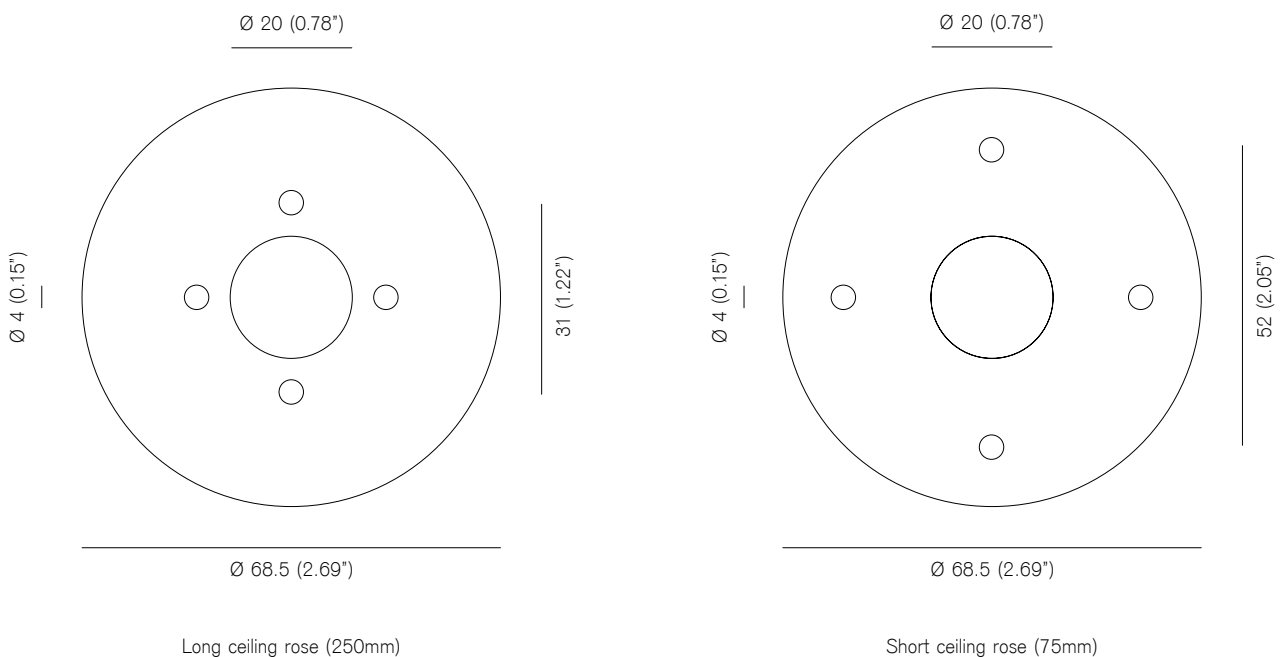
## Cleaning Instructions

Before cleaning, lighting fixtures must be turned off and unplugged from mains electricity. Whilst cleaning them please be extremely careful and use the white cotton gloves provided in the product box.

Black patinated: Use a lightly damp soft dust cloth and gently go over marks until clean. Dry it after wards with a soft dust cloth. Make sure the product is completely dry before switching the electricity on.

Opaline glass: Remove the opaline glass sphere from the product. Using a lightly damp cloth, clean only the outside of the sphere and dry it with a dry soft dust cloth. Only put the glass sphere back on the product once it is fully dry.

## Backplate



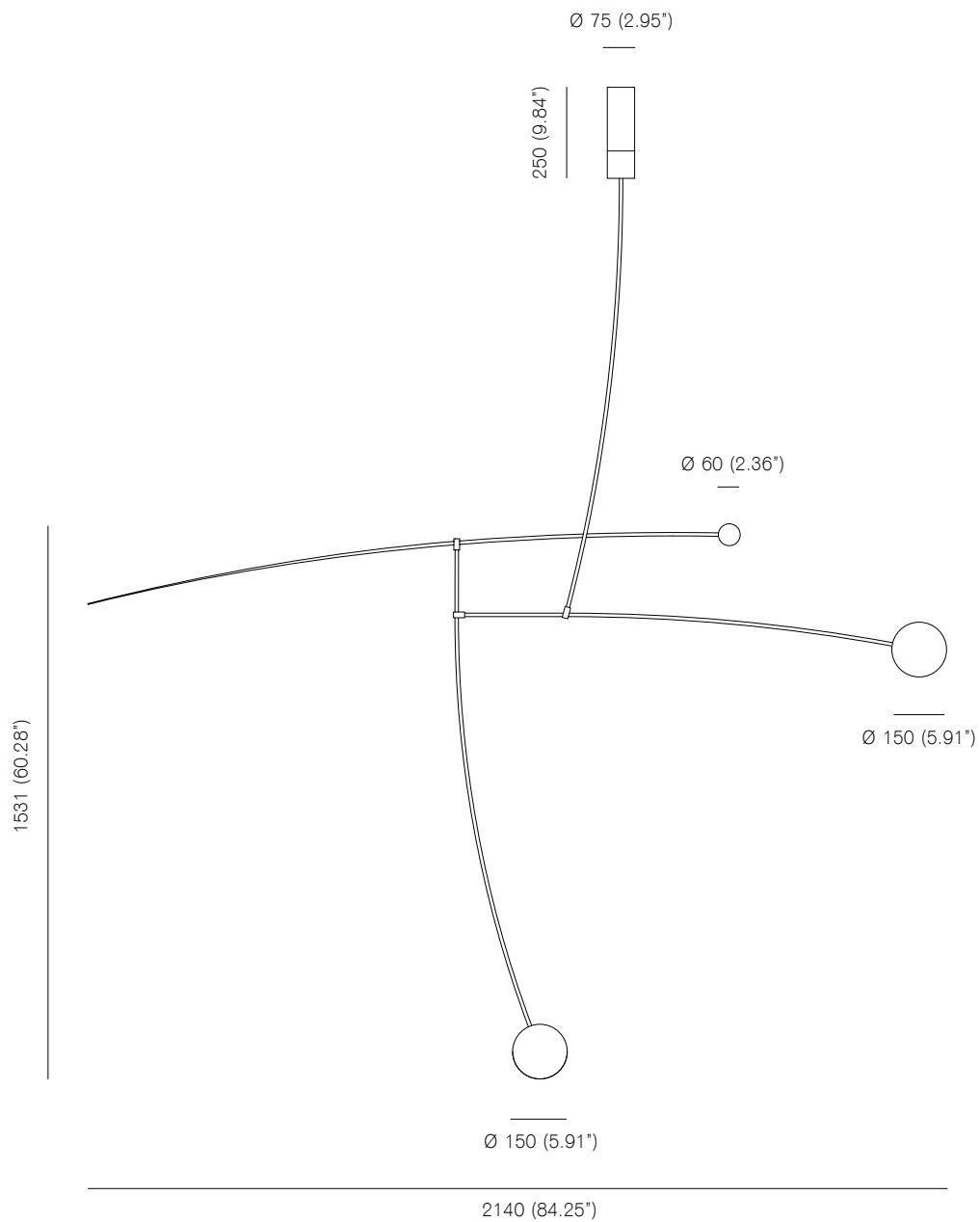
Mounting screws not included.  
4mm countersunk screw recommended.

# MICHAEL ANASTASSIADES

Mobile Chandelier 14, 2019



Mobile Chandelier 14, 2019  
Black patinated brass  
Mouth blown opaline sphere  
Pendant rod length to order



Due to the handmade nature of this product dimensions may vary up to 10% for balancing purposes.

## Bulb specifications

Bulb specifications 120 / 240V  
Integrated LED, 9W for Ø 150mm sphere  
800lm / 2700K

Integrated LED, 3W for Ø 60mm sphere  
350lm / 2700K

## Product specifications

Input voltage: 120V / 240V  
Maximum wattage: 23W  
Dimmable: yes  
Product weight: ~15kg

Please supply required drop length of fixture, measured from the ceiling to bottom fitting at time of order.  
Drop length over 2500mm may result in a slight decrease of light intensity.  
A short ceiling rose is available with remote transformer.  
Please allow 25mm tolerance of drop length.

120V version supplied with Mud-in-Plate.  
4" junction box cover option available on request.

## Cleaning Instructions

Before cleaning, lighting fixtures must be turned off and unplugged from mains electricity. Whilst cleaning them please be extremely careful and use the white cotton gloves provided in the product box.

Black patinated: Use a lightly damp soft dust cloth and gently go over marks until clean. Dry it afterwards with a soft dust cloth. Make sure the product is completely dry before switching the electricity on.

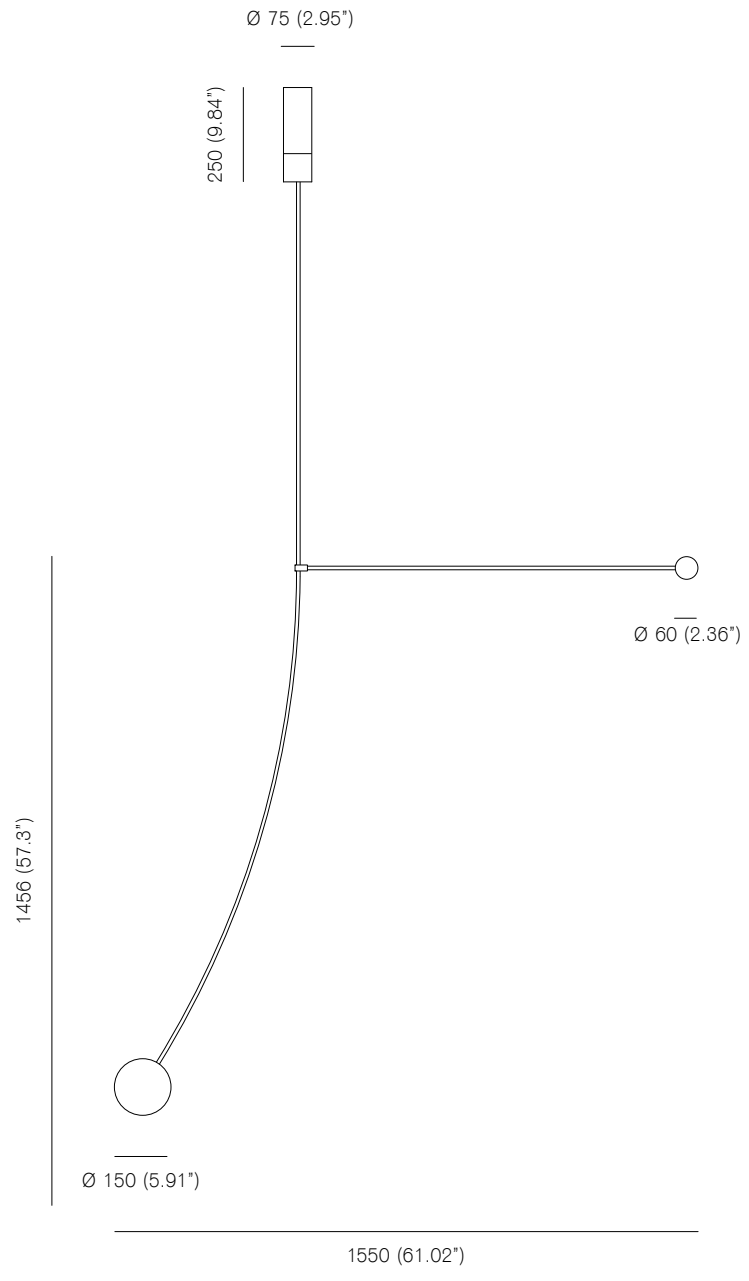
Opaline glass: Remove the opaline glass sphere from the product. Using a lightly damp cloth, clean only the outside of the sphere and dry it with a dry soft dust cloth. Only put the glass sphere back on the product once it is fully dry.

# MICHAEL ANASTASSIADES

Mobile Chandelier 15, 2019



Mobile Chandelier 15, 2019  
Black patinated brass  
Mouth blown opaline sphere  
Pendant rod length to order



Due to the handmade nature of this product dimensions may vary up to 10% for balancing purposes.

## Bulb specifications

Bulb specifications 120 / 240V  
Integrated LED, 9W for Ø 150mm sphere  
800lm / 2700K

Integrated LED, 3W for Ø 60mm sphere  
350lm / 2700K

## Product specifications

Input voltage: 120V / 240V  
Maximum wattage: 13W  
Dimmable: yes  
Product weight: ~15kg

Please supply required drop length of fixture, measured from the ceiling to bottom fitting at time of order.  
Drop length over 2500mm may result in a slight decrease of light intensity.  
A short ceiling rose is available with remote transformer.  
Please allow 25mm tolerance of drop length.

120V version supplied with Mud-in-Plate.  
4" junction box cover option available on request.

## Cleaning Instructions

Before cleaning, lighting fixtures must be turned off and unplugged from mains electricity. Whilst cleaning them please be extremely careful and use the white cotton gloves provided in the product box.

Black patinated: Use a lightly damp soft dust cloth and gently go over marks until clean. Dry it afterwards with a soft dust cloth. Make sure the product is completely dry before switching the electricity on.

Opaline glass: Remove the opaline glass sphere from the product. Using a lightly damp cloth, clean only the outside of the sphere and dry it with a dry soft dust cloth. Only put the glass sphere back on the product once it is fully dry.

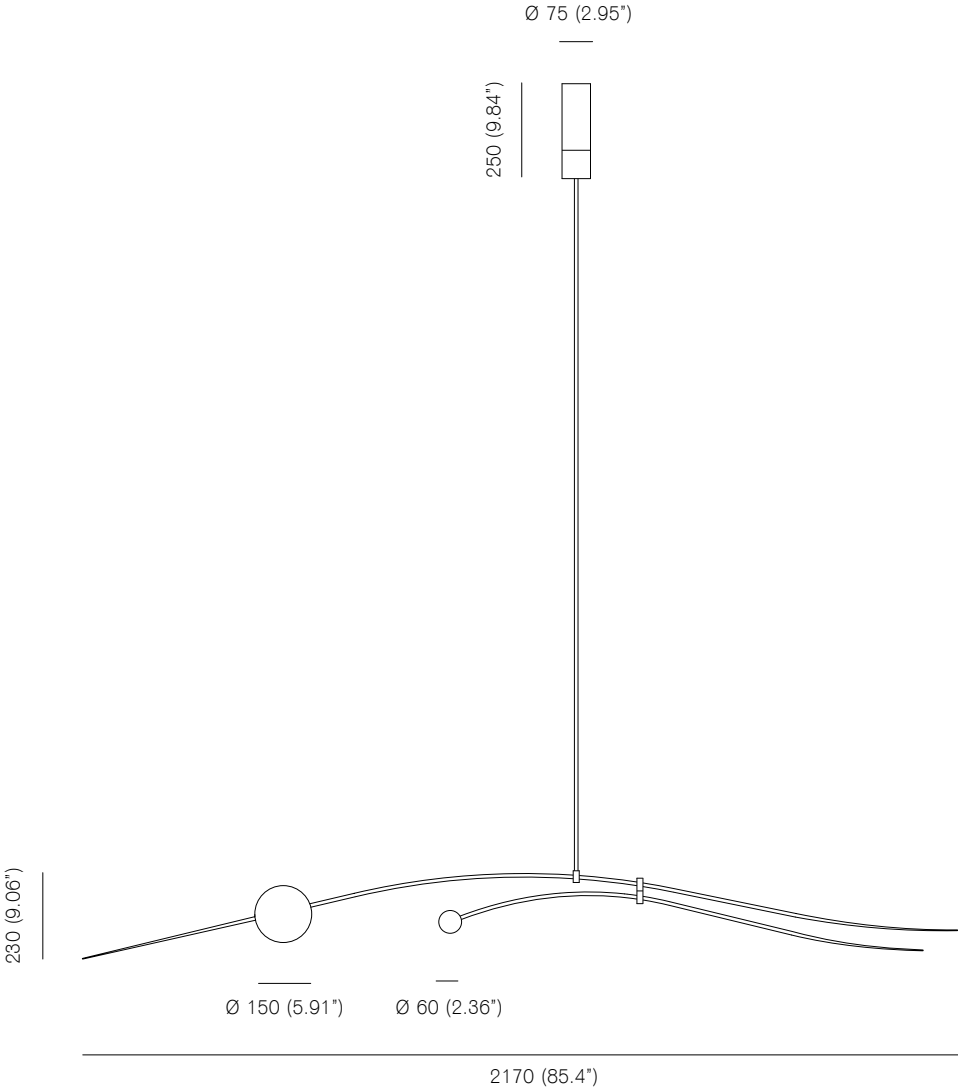
# MICHAEL ANASTASSIADES

Mobile Chandelier 16, 2019





Mobile Chandelier 16, 2019  
Black patinated brass  
Mouth blown opaline sphere  
Pendant rod length to order



Due to the handmade nature of this product dimensions may vary up to 10% for balancing purposes.

## Bulb specifications

Bulb specifications 120 / 240V  
Integrated LED, 9W for Ø 150mm sphere  
800lm / 2700K

Integrated LED, 3W for Ø 60mm sphere  
350lm / 2700K

## Product specifications

Input voltage: 120V / 240V  
Maximum wattage: 13W  
Dimmable: yes  
Product weight: ~15kg

Please supply required drop length of fixture, measured from the ceiling to bottom fitting at time of order.  
Drop length over 2500mm may result in a slight decrease of light intensity.  
A short ceiling rose is available with remote transformer.  
Please allow 25mm tolerance of drop length.

120V version supplied with Mud-in-Plate.  
4" junction box cover option available on request.

## Cleaning Instructions

Before cleaning, lighting fixtures must be turned off and unplugged from mains electricity. Whilst cleaning them please be extremely careful and use the white cotton gloves provided in the product box.

Black patinated: Use a lightly damp soft dust cloth and gently go over marks until clean. Dry it afterwards with a soft dust cloth. Make sure the product is completely dry before switching the electricity on.

Opaline glass: Remove the opaline glass sphere from the product. Using a lightly damp cloth, clean only the outside of the sphere and dry it with a dry soft dust cloth. Only put the glass sphere back on the product once it is fully dry.

Michael Anastassiades' design philosophy is to preserve the inherent qualities of given material. All of our products are handmade and come in natural finishes, exposed to the elements without any protective lacquers. We look at oxidisation as part of a process that adds to the patina of an object, increasing beauty with time. We try our best for all goods to leave our premises in pristine condition, but sometimes products may arrive with minor oxidisation marks.

Whilst every effort is made to ensure accurate representation of product colours, finishes and dimensions, Michael Anastassiades Ltd reserves the right to alter these details without notice, in compliance with its own production needs, technological changes or in response to the current market needs. Colour swatches are for reference only; Michael Anastassiades Ltd cannot guarantee exact colour match for any product finishes.

All designs are protected under copyright law. Michael Anastassiades holds the exclusive manufacturing and distribution rights worldwide. Copying will be prosecuted.

Michael Anastassiades Ltd.  
50 Rochester Pl, London NW1 9JX, UK  
T +44 (0)20 7928 7527  
sales@michaelanastassiades.com  
www.michaelanastassiades.com  
© 2019 Michael Anastassiades Ltd. All rights reserved.