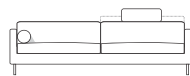




Model Great Lift · Design by Jens Juul Eilersen

Arm height: 60 cm · Arm width: 9 cm · Total depth (frame): 107 cm · Seat depth: 67 cm · Seat height: 43 cm · Total height (frame): 70/83 cm



Sofa
240 x 107 cm




Closing section
120 x 107 cm

Scale 1:100
All overall dimensions correspond to frame sizes.



Model Great Lift · Design by Jens Juul Eilersen

Arm height: 60 cm · Arm width: 9 cm · Total depth (frame): 107 cm · Seat depth: 67 cm · Seat height: 43 cm · Total height (frame): 70/83 cm



Sofa
240 x 107 cm



Closing section
120 x 107 cm



Model Great Lift · Design by Jens Juul Eilersen

English:

Embark upon the epitome of a floater. A total experience of enjoyment, comfort, quality and functionality places Great Lift amongst the haute couture of sofas. Great Lift is nothing less than excellent.

Great lift has its name from the built-in lifting mechanism. Each back can be individually raised by 13 cm if you want neck support, and in one easy movement the backrest slides back to the starting position.

Seat comfort is maximized with the springy down-top seat. The down and small feather filling in the back cushions and the two/three arm/neck-rolls provides good support to both arm and neck. And emphasize the sofa's invitation to comfort

Great Lift offers plenty of space to stretch out after reading a good book or the newspaper.

Solid-wood frame with Nozag-spring seat-base, covered with polyurethane foam in a 250 g pre-compressed, fibre-fill wrap.

Seat cushion filling is a down-top cushion consisting of a highly elastic polyurethane foam core with a wrap of 100% down and small duck feathers sewn into a ribbed, featherproof cambric casing.

Back cushion and neck-roll filling is 100% down and small duck feathers sewn into a ribbed, featherproof cambric casing.

To retain the feather cushion's appearance and shape, regular fluffing-up and airing are recommended.

Great Lift is available with fabric or leather upholstery.

As for fabric upholstery: Standard delivery has fixed-frame upholstery, and alternatively it is available with removable cover on the frame with a calico cover underneath.

As for leather upholstery: Standard delivery is with fixed-frame upholstery.

All cushion covers have zip-closing.

Standard delivery has 15,5 x 4 x 2 cm, slanted-legs in brushed stainless steel (corner positioned). Alternatively Ø32 mm legs in brushed stainless steel (corner positioned) or Ø50 mm legs in brushed stainless steel (positioned 228 mm from the side of the sofa and 125 mm from the front). Alternative black lacquered legs in stainless steel (RAL 9004, mat).

The factory provides a 5 year guarantee, to cover frame, springs and cushion filling. No guarantee is provided for fabric and leather upholstery. Please see special information on selection of fabric and leather on www.eilersen.eu.

All overall dimensions correspond to frame sizes.

Dansk:

Gå ombord i indbegrebet af en flyder. En totaloplevelse af nydelse, komfort, kvalitet og funktionalitet placerer Great Lift blandt sofaernes haute couture. Great Lift er intet mindre end fremragende.

Ryglænet har en sektionsopdelt løftemekanisme, der giver mulighed for individuel indstilling af din siddeplads. Du kan hæve ryggen 13 cm, hvis du ønsker en siddeplads med nakkestøtte, og med en let bevægelse glider ryglænet tilbage til udgangspositionen.

Siddekomforten er maksimeret med den spændstige duntopsæde. Great Lift er født med to/tre armpøller, der giver god støtte til både arme og nakke. Dunfyldt i både armpøller og hele ryggen er med til at understrege sofaens invitation til mæglighed.

Endvidere tilbydes ekstra armpøller og dunpuder i størrelserne 60 x 60 cm og 80 x 60 cm.

I Great Lift er der god plads til at strække sig efter en hyggelig bog eller avisen.

Stel i massivtræ med sædeaffjedring af Nozag-fjedre, polstret med polyuretanskum svøbt i 250 g forkomprimeret fiberfill.

Pudefyldet i sæde er en duntop-pude, der består af en højelastisk polyuretanskumkerne med et svøb af 100% dun og andesmåfjer, indsyet i et kanalopdelt væv af duntæt cambric.

Pudefyldet i rygpuder og nakkepølle er 100% dun og andesmåfjer, indsyet i et kanalopdelt væv af duntæt cambric.

Før at bibeholde dunpudens form og fylde bør den jævnligt bankes op og lufttørres.

Great Lift fås betrukket med stof eller læder.

Ved stofbetræk: Modellen leveres standard med fastmonteret betræk på stel, alternativt fås den med aftageligt betræk på stel, med et underbetræk af stout.

Ved læderbetræk: Modellen leveres med fastmonteret betræk på stel.

Alle pudebetræk er forsynet med lynlås.

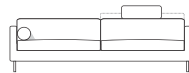
Modellen leveres standard med 15,5 x 4 x 2 cm, skrånede ben i børstet rustfrit stål (hjørne placeret). Alternativt Ø32 mm ben i børstet rustfrit stål (hjørne placeret) eller Ø50 mm ben i børstet rustfrit stål (placeret 228 mm fra siden af sofa og 125 mm for fra). Alternativt sortlakerede ben i rustfrit stål (RAL 9004, mat). Der ydes 5 års fabriksgaranti mod fabrikationsfejl på stel, fjedre og polstring. Der ydes ikke garanti på stof og læder, men der henvises til www.eilersen.eu for særlig vejledning for valg af stof og læder.

Alle angivne mål er stelmål.

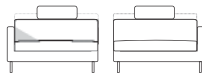


Model Great Lift · Design by Jens Juul Eilersen

Arm height: 23 ½" · Arm width: 3 ½" · Total depth (frame): 42 ¼" · Seat depth: 26 ½" · Seat height: 17" · Total height (frame): 27 ½" / 32 ¾"



Sofa
94 ½" x 42 ¼"




Closing section
47 ¼" x 42 ¼"

Scale 1:100
All overall dimensions correspond to frame sizes.



Model Great Lift · Design by Jens Juul Eilersen

Arm height: 23 ½" · Arm width: 3 ½" · Total depth (frame): 42 ¼" · Seat depth: 26 ¼" · Seat height: 17" · Total height (frame): 27 ½" / 32 ¾"



Sofa
94 ½" x 42 ¼"



Closing section
47 ¼" x 42 ¼"



Model Great Lift · Design by Jens Juul Eilersen

English in US inches:

Embark upon the epitome of a floater. A total experience of enjoyment, comfort, quality and functionality places Great Lift amongst the haute couture of sofas. Great Lift is nothing less than excellent.

Great lift has its name from the built-in lifting mechanism. Each back can be individually raised by 5" if you want neck support, and in one easy movement the backrest slides back to the starting position.

Seat comfort is maximized with the springy down-top seat. The down and small feather filling in the back cushions and the two/three arm/neck-rolls provides good support to both arm and neck. And emphasize the sofa's invitation to comfort

Great Lift offers plenty of space to stretch out after reading a good book or the newspaper.

Solid-wood frame with Nozag-spring seat-base, covered with polyurethane foam in a 250 g pre-compressed, fibre-fill wrap.

Seat cushion filling is a down-top cushion consisting of a highly elastic polyurethane foam core with a wrap of 100% down and small duck feathers sewn into a ribbed, featherproof cambric casing.

Back cushion and neck-roll filling is 100% down and small duck feathers sewn into a ribbed, featherproof cambric casing.

To retain the feather cushion's appearance and shape, regular fluffing-up and airing are recommended.

Great Lift is available with fabric or leather upholstery.

As for fabric upholstery: Standard delivery has fixed-frame upholstery, and alternatively it is available with removable cover on the frame with a calico cover underneath.

As for leather upholstery: Standard delivery is with fixed-frame upholstery.

All cushion covers have zip-closing.

Standard delivery has 6" x 1 1/2" x 3/4", slanted-legs in brushed stainless steel (corner positioned). Alternatively Ø 1 1/4" mm legs in brushed stainless steel (corner positioned) or Ø 2" legs in brushed stainless steel (positioned 9" from the side of the sofa and 5" from the front). Alternative black lac-quered legs in stainless steel (RAL 9004, mat).

The factory provides a 5 year guarantee, to cover frame, springs and cushion filling. No guarantee is provided for fabric and leather upholstery. Please see special information on selection of fabric and leather on www.eilersen.eu. All overall dimensions correspond to frame sizes.