




TOPAN PENDANT ^{VP6}

BY VERNER PANTON
1959



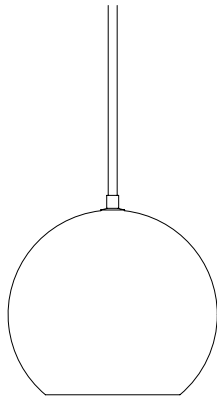
TOPAN PENDANT ^{VP6}

BY **VERNER PANTON**
1959

Boasting a singular spherical silhouette, the Topan Pendant Lamp was truly ahead of its time. Conceived by Verner Pantan, one of Denmark's most experimental Modernist architects and designers, the Topan was a precursor to the Pop Art Movement. A sculptural gem that not only provides illumination, it also acts as a decorative element either alone or in clusters. Adding a cosy intimacy to any interior.

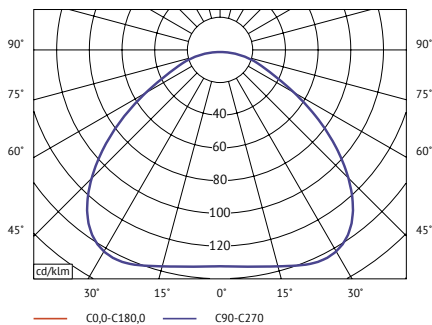
Originally designed for the Astoria Hotel and Restaurant in Trondheim, Norway, the Topan became an integral design element in Pantan's approach to visually immersive environments, saturated with vivid colours, patterns and provocative furnishings. It was also the predecessor to the FlowerPot lamps that followed, which together with Topan are design siblings.

"Pantan was a pioneer in designing simple yet striking shapes that are iconic and timeless in their appeal," notes &tradition Brand Manager Martin Kornbek Hansen. "The Topan was Pantan's first mass-produced lamp and one that embodies his unique talent for capturing an idea so succinctly. Seen in this striking expression of such a simple geometric equation."



H: 19CM / 7.5in

Ø: 21CM / 8.3in



— C0,0-C180,0 — C90-C270

Photometric data file (LDT or IES) available upon request.

Product type	Pendant.
Production Process	The Topan shade is spun into shape from a single piece of aluminium using a special set of tools. The spinning is performed by highly skilled crafts men who have decades of experience producing the Topan pendant.
Environment	Indoor.
Dimensions (cm / in)	Ø: 21cm/8.3in x H: 19cm/7.5in.
Weight (kg)	0.65 kg.
Materials	Lacquered aluminium with 3 meter fabric cord.
Colours	Black blue, Deep red, Grey beige, Dark green, White.
Voltage (V)	220-240V - 50Hz.
Light Source & Energi efficiency class	E27 Max 40 Watt. The luminaire is compatible with bulbs of the energy classes: A++ - E. Bulb is not included.
Certifications	CE, IP20, CClass II.
Canopy	Included.
Cord lenght / diameter (cm / in)	300cm/118.1in.
Cleaning Instructions	Clean with soft dry cloth. Always switch off the electricity supply before cleaning.
Package Dimensions (cm / in)	H: 22.0cm/8.6in x W: 21.0cm/8.3in x D: 21.5cm/8.5in.

PRODUCT



COLOR




Black blue

PRODUCT




COLOR





Grey beige



Dark green



White



Deep red