



OUTLINE SOFA SERIES

ANDERSSEN & VOLL ON THE DESIGN "With the Outline Sofa Series, we wanted to create a visually light and elegant design with lots of comfort, translating aspects of modern architecture into the design through juxtaposing elements. Outline is created with slim proportions for a simple and elegant look, complemented by its generous seat and slender legs. There's a calm serenity about the Outline Sofa Series, having a soft and deep seat with clean lines and a strong architectural presence, brought forth by its overlapping forms that bring a refined touch to the expression of the design."

TEXTILE



Vidar 554 Fiord 961 Vancouver 14 Remix 163



Hallingdal 166

LEATHER



Cognac Refine Leather Black Refine Leather

DESIGNED BY / YEAR OF DESIGN

Anderssen & Voll / 2016

ABOUT THE DESIGNER

Anderssen & Voll are two thirds of the former Norway Says and among the most prominent and successful Norwegian designers. They have formerly been named both Norwegian and Scandinavian Designers of the Year in Norway and have received international awards and recognition for their work with furniture, lighting, and home accessories.

CATEGORY

Sofa Series

ENVIRONMENT

Indoor

COUNTRY OF PRODUCTION

Slovakia

PREASSEMBLED

Yes - Mount legs

DESCRIPTION

Visually light and elegant sofa series with deep seating for high comfort.

PRODUCTION PROCESS

Internally constructed with plywood and steel. Upholstered with foam before chosen textile or leather is mounted. All cushions are hand sewn and filled with cold foam.

MATERIAL

Powder coated aluminum legs. Wood and steel construction. Cold foam filling. All textiles from Kvadrat or Arve. Leather from Camo Leathers.

CLEANING AND CARE

Remove non-greasy stains by carefully dabbing with a lint-free cloth wrung out in clean, warm water. If necessary, clean by dabbing with soapy water. Visit Kvadrat.dk for further information on cleaning textiles. Clean leather with a dry cloth regularly. Treat the leather at least four times a year using only special leather treatment products for aniline leather.

MADE-TO-ORDER

The Outline Corner, 3 1/2-Seater, Chaise Lounge, Highback 3-Seater and Pouf are made-to-order. All sizes can be upholstered in all colors from Kvadrat's Remix, Fiord, Steelcut, Canvas, Clara, Hallingdal, Divina, Divina Melange and Vidar textile series and 5 additional colors from Arve's Vancouver textile series or in Refine Leather, Endure leather & Easy Leather as well as Faux Leather.

Please note that the on-stock version of Outline Highback 2-Seater is only available in Fiord 961 and Remix 163.

TEXTILE USE FOR CUSTOMIZED UPHOLSTERY

Pouf:	Textile - 2,5 m / 2.3 yds. Leather - 5,6 m ² / 60.3 ft ²
Studio Chair:	Textile - 4,7 m / 5.1 yds. Leather - 9,4 m ² / 101.2 ft ²
Chair:	Textile - 4,8 m / 5.1 yds. Leather - 9,6 m ² / 103.4 ft ²
Studio Sofa:	Textile - 6,2 m / 6.3 yds - Leather - 13,8 m ² / 148.6 ft ²
2-Seater:	7,9 m / 8.2 yds. Leather - 17,5 m ² / 188.4 ft ²
3-Seater:	Textile - 9 m / 9.3 yds. Leather - 20,5 m ² / 220.7 ft ²
3 1/2 - Seater:	Textile - 9,4 m / 10.1 yds. Leather - 21,2 m ² / 228.2 ft ²
Chaise Longue:	Textile - 11,9 m / 13.1 yds. Leather - 25,1 m ² / 270.2 ft ²
Corner:	Textile - 16,5 m / 18.1 yds. Leather - 35,6 m ² / 383.2 ft ²
Highback 2-Seater:	Textile - 10,5 m / 11.5 yds. Leather - 22,5 m ² / 242.2 ft ²
Highback 3-Seater:	Textile - 12,5 m / 13.7 yds. Leather - 26,5 m ² / 285.3 ft ²

TESTS & CERTIFICATIONS

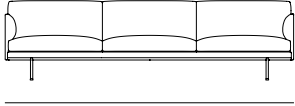
EN 1022:2005 - L2: Extreme use
Domestic furniture - Seating - Determination of stability.

EN 16139:2013 - L2: Extreme use
Furniture - Strength, durability and safety - Requirements for non-domestic seating.

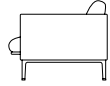
ANSI/BIFMA X5.4-2012
American National Standard for Office Furnishings - Lounge and Public Seating.

MUUTO

3 1/2-SEATER



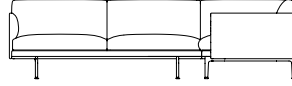
W 255 cm / 100.4"
SW 235 cm / 92.5"



84 cm / 33.1"

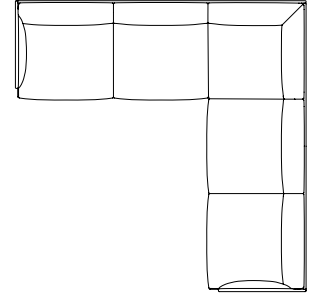
71 cm / 28"
SH 40 cm / 15.7"

CORNER SOFA



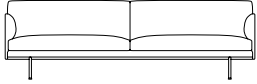
255 cm / 100.5"

255 cm / 100.4"



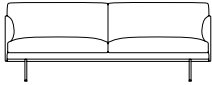
95.5 cm / 100.4"

3-SEATER



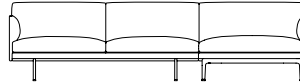
W 220 cm / 86.6"
SW 200 cm / 78.7"

2-SEATER

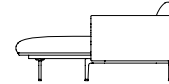


W 170 cm / 66.9"
SW 150 cm / 59.1"

CHAISE LOUNGE



W 263 cm / 103.5"
SW 243 cm / 95.7"



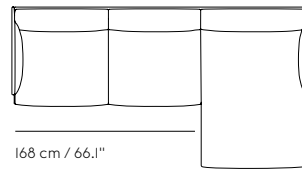
142 cm / 55.9"

STUDIO SOFA



W 140 cm / 55.1"
SW 120 cm / 47.2"

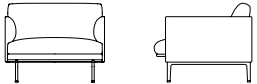
76 cm / 29.9"



168 cm / 66.1"

95 cm / 37.4"

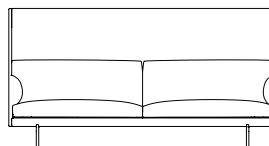
CHAIR



88 cm / 34.6"

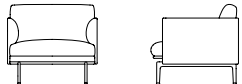
86 cm / 33.9"

HIGHBACK SOFA



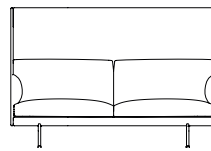
220 cm / 86.6"
SW 200 cm / 78.7"

STUDIO CHAIR

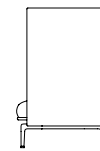


W 78 cm / 30.7"
SW 60 cm / 23.6"

76 cm / 29.9"



170 cm / 66.9"
SW 150 cm / 59.1"



76 cm / 29.9"

115 cm / 45.3"
SH 40 cm / 15.7"

POUF



111 cm / 43.75"

78 cm / 30.75"

40 cm / 15.75"