

COMMON LAMP COLLECTION

PRODUCT FACT SHEET



HAY

COMMON LAMP COLLECTION

DESIGN BY HAY, 2022

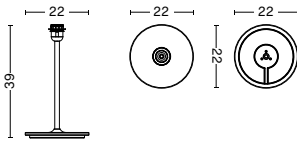
Fusing simple design language with a classic archetype, the Common Table and Floor Lamp series comprises a classic rice paper lantern design atop a slim stem and base. Designed as two separate elements that can be used apart or together, they form a harmonious pair, with the airy paper shade complementing the minimalist base perfectly. The lamp base is available as a table and floor variant, which supports the shade to create a soft glow that adds warmth and atmosphere to any space in the home.

HIGHLIGHTS

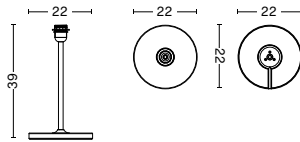
- Part of a progressive and technologically advanced lighting collection.
- Versatile and functional table and floor lamp series.
- The lamp comprises a classic rice paper lantern design atop a slim stem and base.
- The stem is made of steel, with the base crafted in steel or terrazzo, with both materials available in different colour options.
- The bases are available for use as a table lamp and floor lamp, both variants featuring a standard E27 bulb fitting.
- The lamp is suitable for both private and office environments.
- Qualified for contract use.

COMMON TABLE LAMP BASE

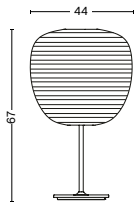
DIMENSIONS



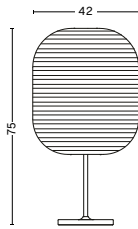
COMMON TABLE LAMP BASE | STEEL
DIAMETER 22 CM
HEIGHT 39 CM



COMMON TABLE LAMP BASE | TERRAZZO
DIAMETER 22 CM
HEIGHT 39 CM



COMMON TABLE LAMP | PEACH
DIAMETER 44 CM
HEIGHT 67 CM



COMMON TABLE LAMP | OBLONG
DIAMETER 42 CM
HEIGHT 75 CM

MATERIALS

STEM

Powder coated steel stem and stem support.

TOP BASE

Die cast steel with a powder coated finish (steel version).
Terrazzo (terrazzo version).

BOTTOM BASE

Die cast iron with a powder coated finish (steel version).
Terrazzo (terrazzo version).

CORD

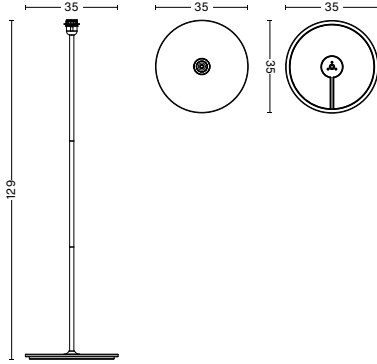
Braided fabric cable with a silicone insulation and an on/off inline switch.

OPTIONS

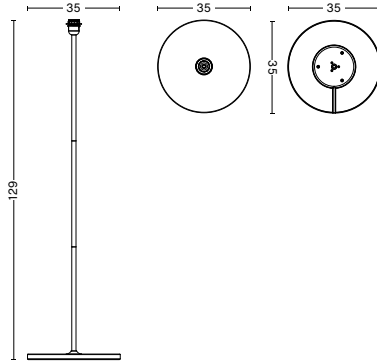
Incl. UK Plug converter.

COMMON FLOOR LAMP BASE

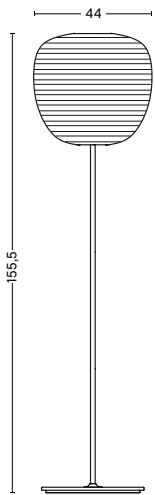
DIMENSIONS



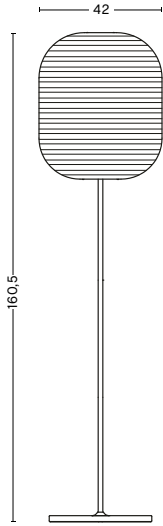
COMMON FLOOR LAMP BASE | STEEL
DIAMETER 35 CM
HEIGHT 129 CM



COMMON FLOOR LAMP BASE | TERRAZZO
DIAMETER 35 CM
HEIGHT 129 CM



COMMON FLOOR LAMP | PEACH
DIAMETER 44 CM
HEIGHT 155,5 CM



COMMON FLOOR LAMP | OBLONG
DIAMETER 42 CM
HEIGHT 160,5 CM

MATERIALS

STEM

Powder coated steel stem and stem support.

TOP BASE

Die cast steel with a powder coated finish (steel version).
Terrazzo (terrazzo version).

BOTTOM BASE

Die cast iron with a powder coated finish (steel version).
Terrazzo (terrazzo version).

CORD

Braided fabric cable with a silicone insulation and an on/off inline switch.












OPTIONS

Incl. UK Plug converter.









COLOUR & FINISH

Please note that the colour codes are indicative.

TABLE

		STEM		
		SOFT BLACK POWDER COATED STEEL	SIGNAL RED POWDER COATED STEEL	SUMMIT GREY POWDER COATED STEEL
BASE				
SOFT BLACK POWDER COATED STEEL				
SIGNAL RED POWDER COATED STEEL				
GREY TERRAZZO				
BLACK TERRAZZO				

FLOOR

		STEM	
		SOFT BLACK POWDER COATED STEEL	SUMMIT GREY POWDER COATED STEEL
BASE			
SOFT BLACK POWDER COATED STEEL			
GREY TERRAZZO			
BLACK TERRAZZO			

COMMON TABLE LAMP BASE

TECHNICAL SPECIFICATIONS

RECOMMENDED LIGHT SOURCE*	DIMMABLE	POWER SUPPLY	IP	CORD LENGTH	SWITCH
LED E27 (EU) LED E26 (US), 8-13W (max. 13W), 1000-1500lm, 2700 Warm white.	No	220-240V AC at 50/60Hz (EU)	20	200 cm	Inline switch

*Bulb not included.

COMMON FLOOR LAMP BASE

TECHNICAL SPECIFICATIONS

RECOMMENDED LIGHT SOURCE*	DIMMABLE	POWER SUPPLY	IP	CORD LENGTH	SWITCH
LED E27, 8-13W (max. 13W) (EU), 1000-1500lm, 2700 Warm white.	No	220-240V AC at 50/60Hz (EU) 100-240V AC at 50/60Hz (US)	20	295 cm	Inline floor switch

*Bulb not included.

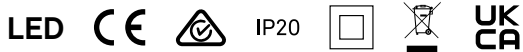
TEST SPECIFICATIONS

FLUX (LUMENS)	CCT (KELVIN) & CRI (1-100)
1200-1300lm	The levels will vary depending on the type of bulb used in the lamp.

CERTIFICATES

CE APPROVED

This product has been assessed and complies with the essential requirements of the relevant European directives.



Tested according to the following European EN IEC standards which relate specifically to electrical lighting products including:

- EN 60598-2-4:2018 (portable luminaires)
- EN IEC 60598-1:2021 (general requirements)
- EN 62493:2015 (human exposure to EMC)

COUNTRY OF ORIGIN

China

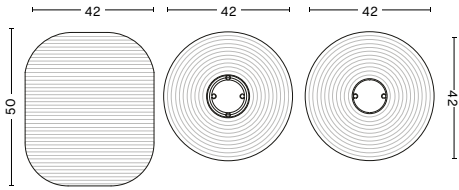
DOWNLOADS

Packshots and lifestyle photos, 2D / 3D files, care and maintenance, instructions, test certificates, product fact sheets, and product presentations are available in our Digital Library at hay.com.

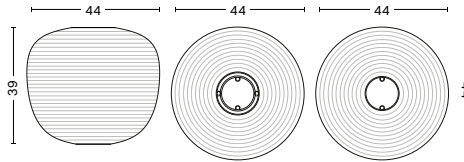
[LINK TO DIGITAL LIBRARY](#)

COMMON RICE PAPER SHADE

DIMENSIONS



COMMON RICE PAPER SHADE | OBLONG
DIAMETER 42 CM
HEIGHT 50 CM



COMMON RICE PAPER SHADE | PEACH
DIAMETER 44 CM
HEIGHT 39 CM

MATERIALS

SHADE

Rice paper and bamboo.

WIRE

Steel wire inner structure.

COUNTRY OF ORIGIN

China

COLOUR & FINISH

Please note that the colour codes are indicative.



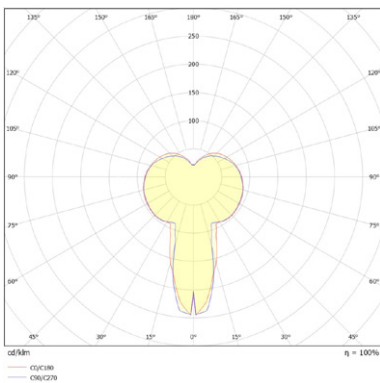
SHADE
RICE PAPER AND
BAMBOO



STEEL WIRE

PHOTOMETRICS

OBLONG



PEACH

